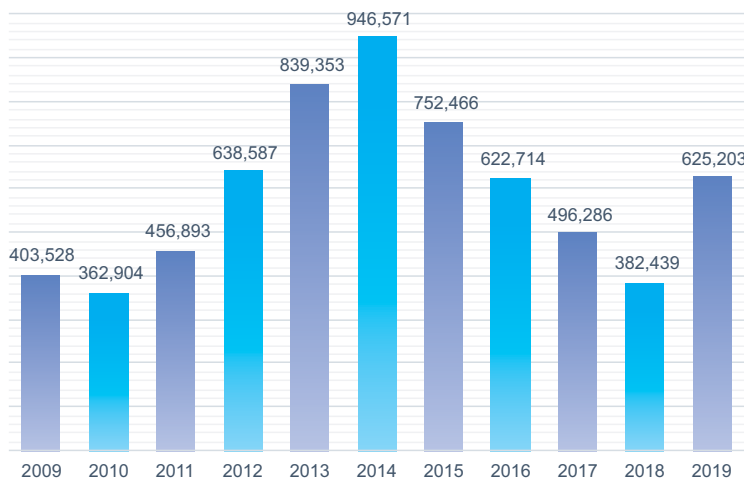
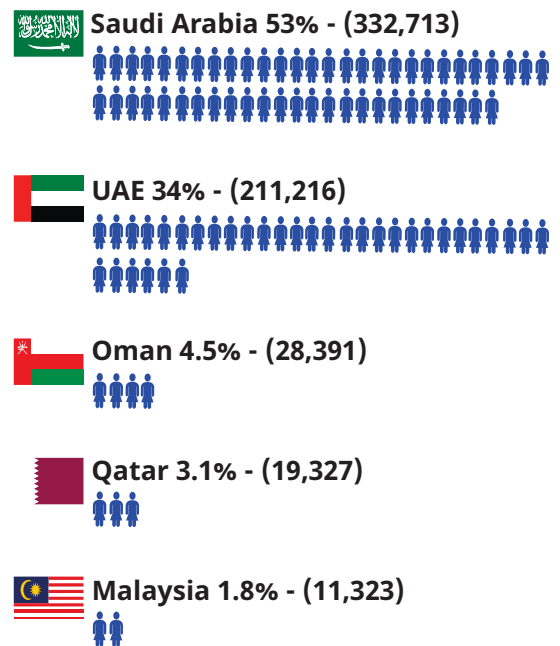


Out of a stock of **11.11 million** Pakistani migrant workers, women account for only **0.4 percent**.

## Labour migration trends from Pakistan (2009-2019)

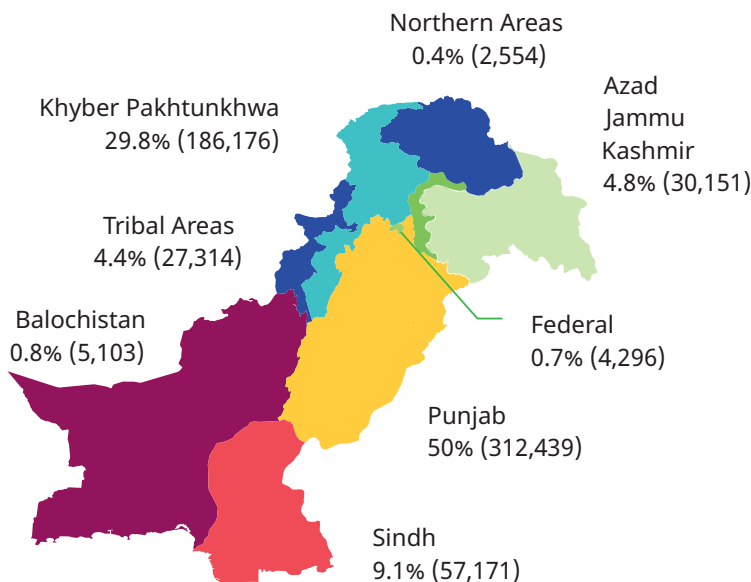


## Top five destination countries of Pakistani migrant workers

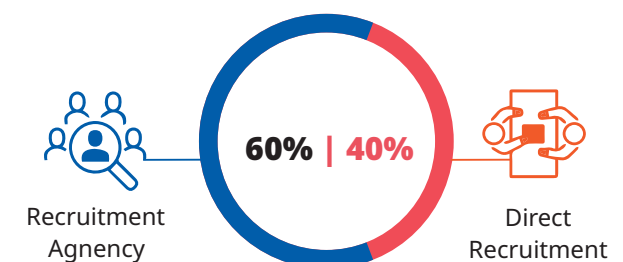


Other countries 3.5% - (22,233), Total Migrants 625,203

## Patterns of international labour migration by regions of Pakistan



## Outflow of Pakistani migrant workers by method of recruitment







# International labour migration trends from Pakistan

Data from the Bureau of Emigration and Overseas Employment (BE&OE), 2019

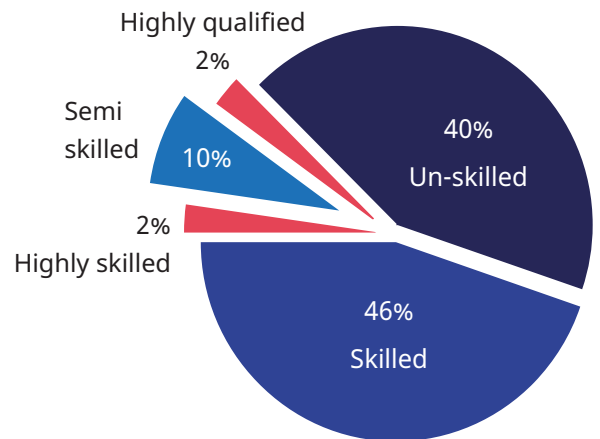
## Key occupational trades recruited for overseas work



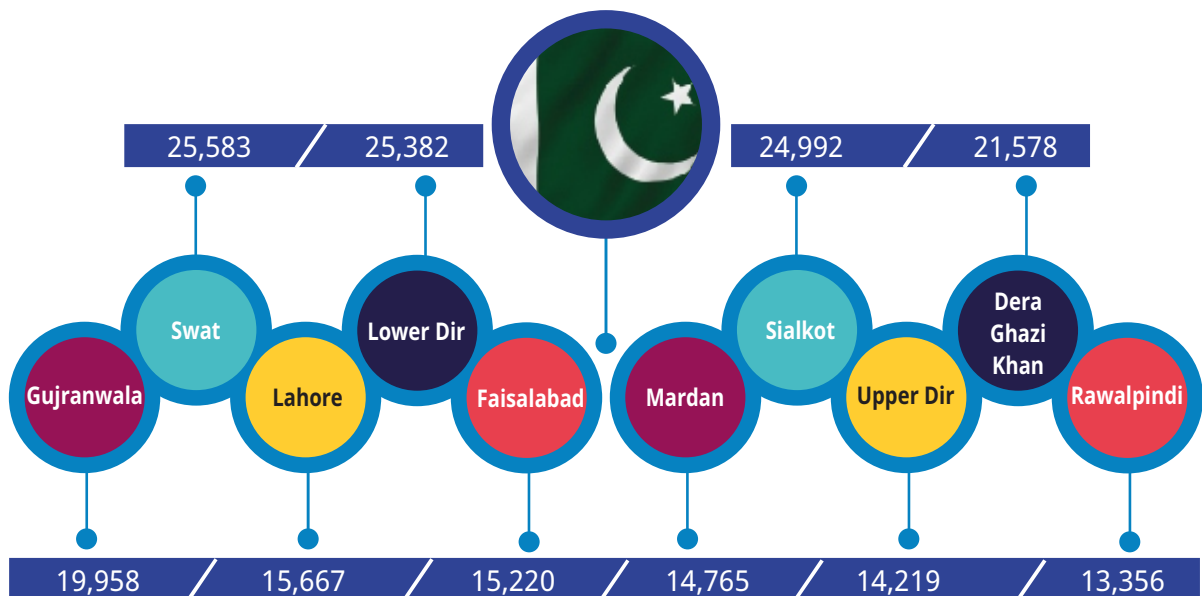
## Remittances sent to Pakistan by key destination countries



## Labour migration flow by skills composition



## Top 10 districts with high labour migration trends



This infographic was produced by the Global Action to Improve the Recruitment Framework of Labour Migration project (REFRAME), supported by the European Union. The REFRAME project aims at preventing and reducing abusive and fraudulent recruitment practices, and maximizing the protection of migrant workers in the recruitment process and their contribution to development.

[ilo.org/REFRAME](https://ilo.org/REFRAME)

[ilo.org/fairrecruitment](https://ilo.org/fairrecruitment)

 [ilo.org](https://ilo.org)

 [@ilo](https://twitter.com/ilo)

 [ILOTV](https://www.youtube.com/ILOTV)

