

A Guide to

# SaverAsia

Saving you time | Saving you money | Saving for your future




Compare money transfer (remittance) services to find the best price and product when you send money home.

# Table of Contents

<b>What is SaverAsia?</b>	<b>02</b>
<b>Compare Rates</b>	<b>03</b>
Compare Rates Guide	03
How to use the Compare Rates Page	05
<b>Finance Basics</b>	<b>07</b>
<b>Calculators</b>	<b>09</b>
Budget Calculator	09
Overtime Calculator (Malaysia)	11
<b>Guides</b>	<b>13</b>
<b>Conclusion</b>	<b>14</b>

# What is SaverAsia?

**SaverAsia is a free to use app that will help you in your new country:**



Compare costs and services for sending money home.



Find helpful financial services and information wherever you live.



Help you manage your money and make sure you're able to save and not overspend.



Help you verify whether your overtime is paid in accordance with the law.

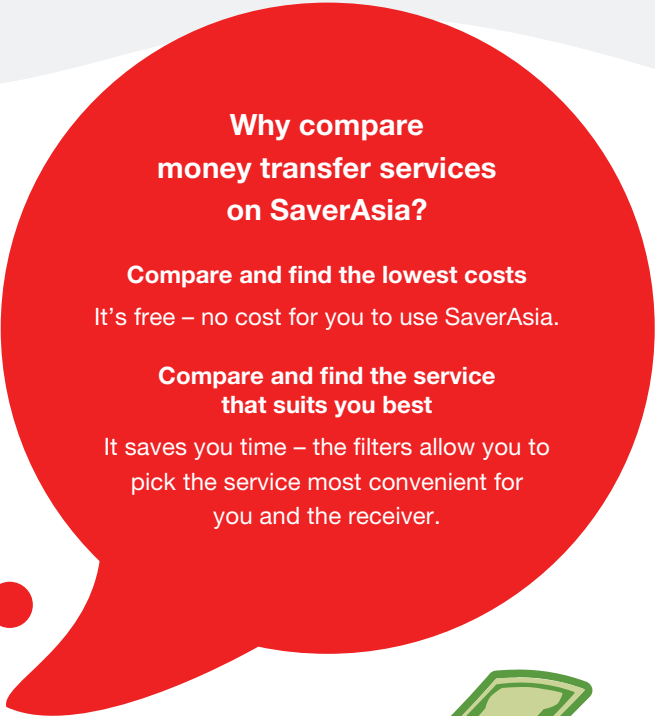


# Compare Rates

- ✓ **Are you planning to send money home?**
- ✓ **And wondering how to do it wisely?**

**If so, then SaverAsia is for you.**

Compare money transfer (remittance) services to find the best price and product when you send money home.



## **Why compare money transfer services on SaverAsia?**

### **Compare and find the lowest costs**

It's free – no cost for you to use SaverAsia.

### **Compare and find the service that suits you best**

It saves you time – the filters allow you to pick the service most convenient for you and the receiver.



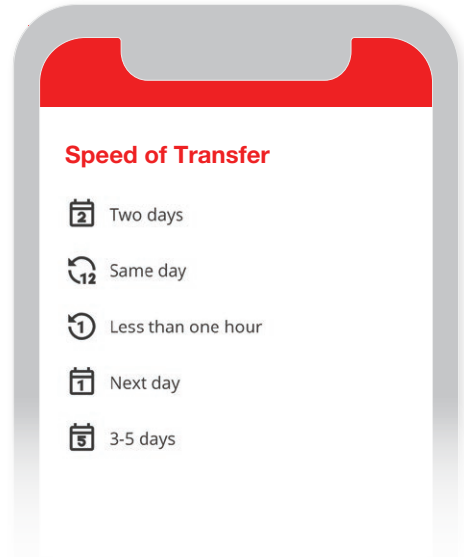
## FILTERS

### Filters allow you to pick:

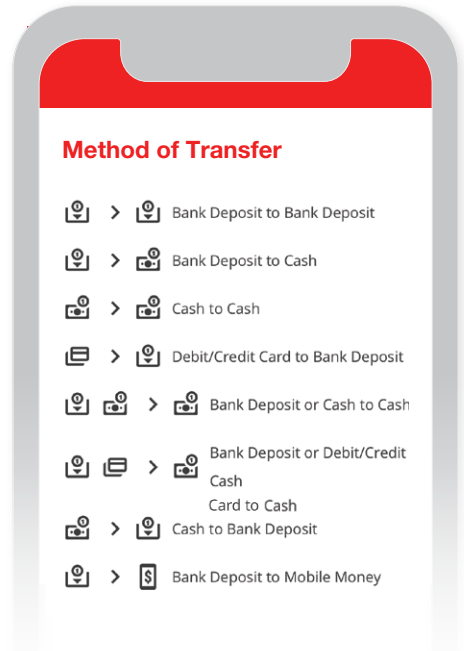
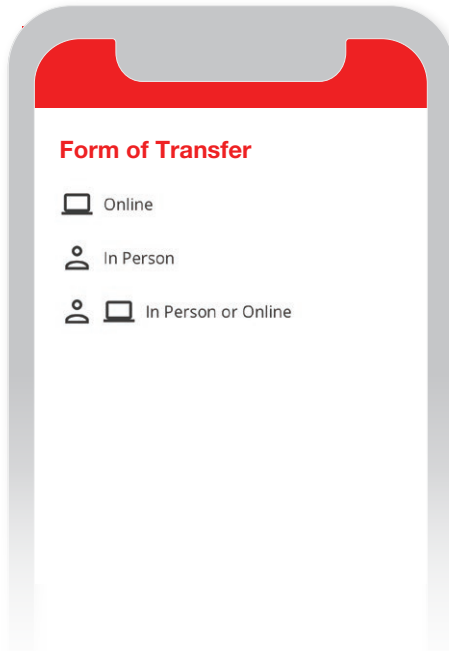
- ✓ Speed of transfer
- ✓ Form of transfer (how you send)
- ✓ Method of transfer (how you make the payment and how it is received)

### Compare and find the fastest services

Sometimes getting money to someone fast is the most important thing. Look for the fastest speeds of transfer.



### You can further filter to pick your preferred way to send money:



## HOW TO

# Use the ‘Compare Rates’ page...

### Step 1.

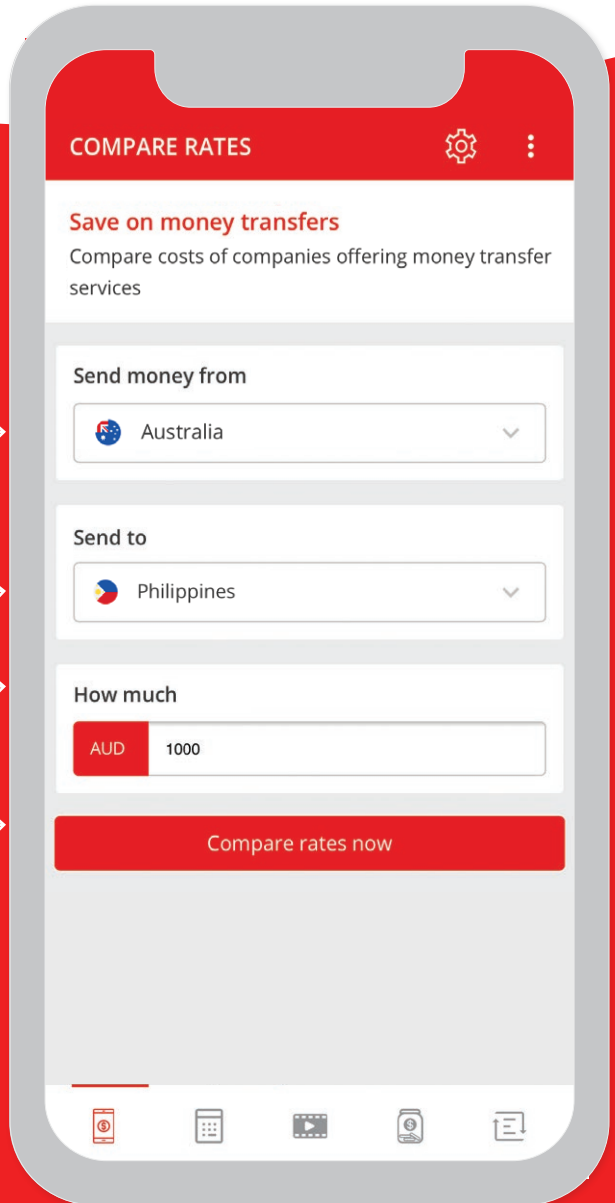
Select the countries you are sending from and to.

### Step 2.

Then select how much money you wish to send.

### Step 3.

Click “compare rates now” to get the best deal – on this page you have many options for comparing costs: To view all the different filters scroll your screen sideways.

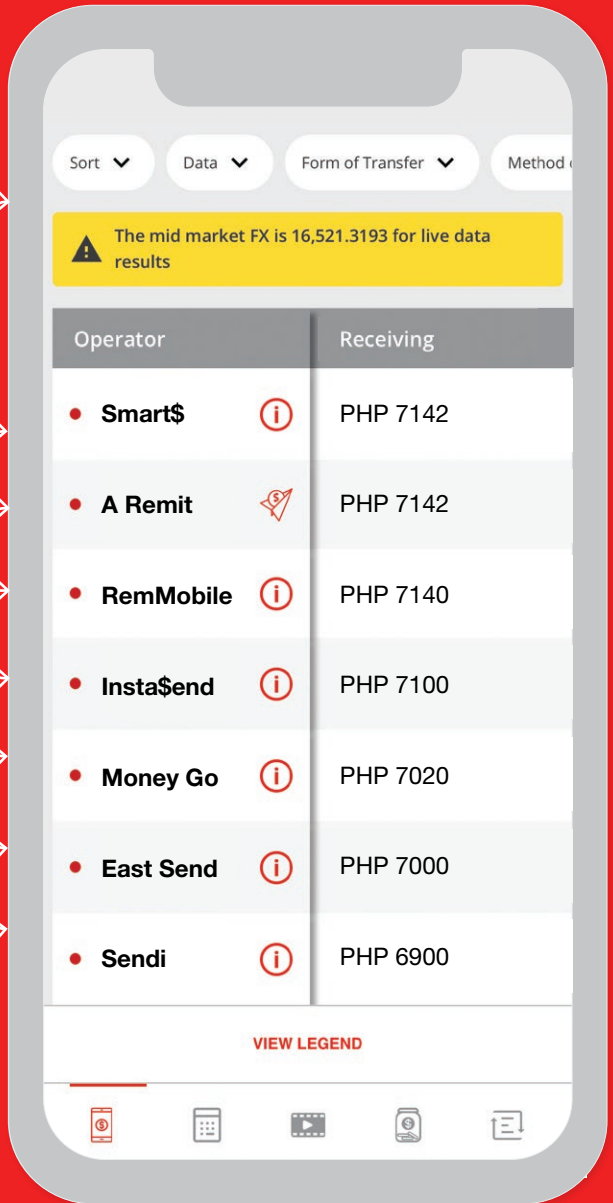


#### Step 4.

Choose from our various filters to find the best way to transfer for you.

#### Step 5.

Send money by clicking “send money” or by clicking on the logo of the money transfer service. You can then register and send with the service you have found on SaverAsia.





# Finance Basics

Are you thinking about:

- ✓ **Opening a bank account?**
- ✓ **Taking out insurance?**
- ✓ **Want to learn more about your finances?**

If so, then **SaverAsia** is for you.

The '**Finance Basics**' pages can help you learn about the different financial products and what they mean. You may learn how to open a bank account or find out about the different financial and insurance products available to you in your new country.

## FINANCE BASICS



### Finance Basics

To help you save or send your money, please read our Finance Basics tips.

#### How to open a bank account?

Banks offer different services to meet the different needs of their customers. You will need to understand the terms and conditions of the bank account [...]

[Read more](#)

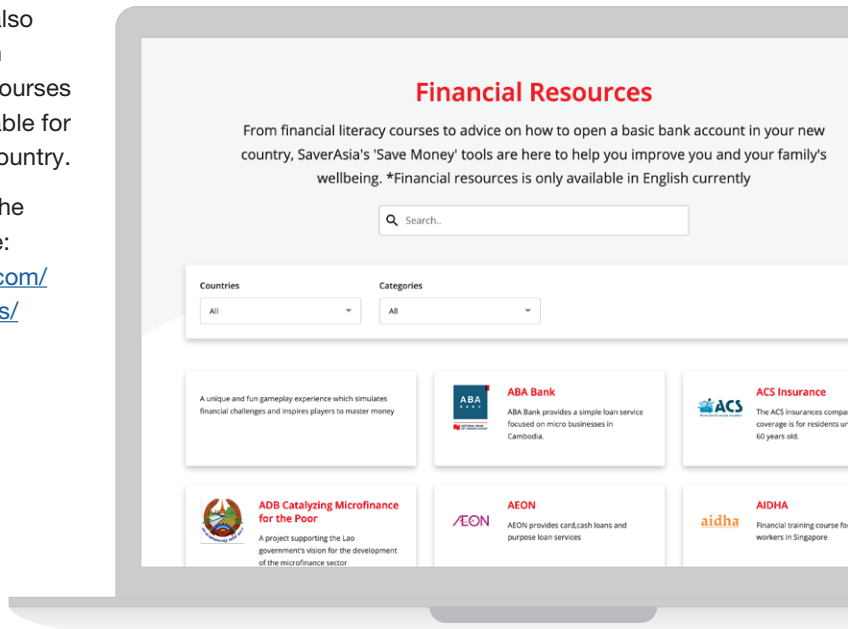
#### What is financial literacy?

Financial literacy is the ability to understand and manage your money. It is important because it provides us with the



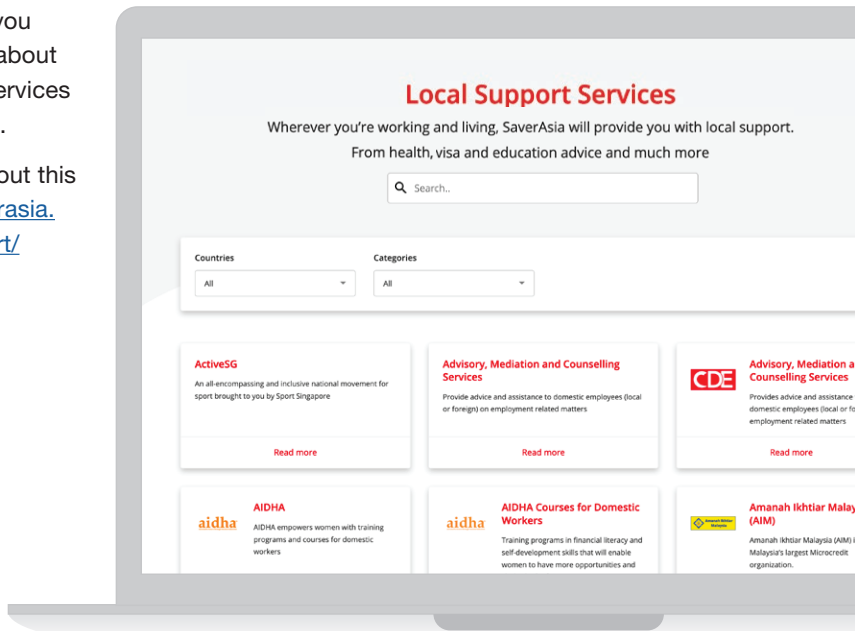
SaverAsia portal also connects you with financial literacy courses that may be available for you in your new country.

To view this visit the SaverAsia website: <https://saverasia.com/financial-resources/>



SaverAsia helps you to find and learn about helpful support services wherever you live.

To learn more about this visit: <https://saverasia.com/local-support/>





# Calculators

Do you want to:

- ✓ Track your spending?
- ✓ Set yourself saving goals?
- ✓ Figure out how much overtime you should be paid?

If so, then SaverAsia is for you.



## HOW TO

### Use our 'Budget Calculator'...

Add your income and your expenses to see how much you could save and to make sure you aren't overspending.

#### Step 1.

Add your income into the fields. Add all the ways you earn money, e.g. job, government benefits, second job, rental income, driving a car, shares, etc.

The screenshot shows the 'BUDGET CALCULATOR' app interface. At the top, there is a red header with a back arrow, the title 'BUDGET CALCULATOR', a gear icon for settings, and a three-dot menu icon. Below the header, it says 'Step 1 of 3'. The main section is titled 'Income' and includes the instruction 'Let's start with entering all the ways you earn money.' Underneath, there is a 'Primary Income' section with two input fields: 'Amount' and 'Pay period'. The 'Amount' field is set to 'AUD' with a dropdown arrow and the value '700'. The 'Pay period' field is set to 'Weekly' with a dropdown arrow. Below this, there is an 'Other Income' section with the text 'Do you earn any other income? E.g. government benefits, second job, rental income, driving a Grab, shares, etc.'

## Step 2.

Add your expenses into the fields. Add all the ways you spend your money, e.g. rent, food, remittances, bills (phone, electricity etc.), travel, etc.

Step 2 of 3

### Expenses

Add your expenses below. E.g. rent, food, remittances, bills (phone, electricity etc.) and travel.

Item	<input type="text" value="Rent"/>	<a href="#">x Remove</a>
Amount	<input type="text" value="AUD 200"/>	Pay period
		<input type="text" value="Weekly"/>

Item	<input type="text" value="Food"/>	<a href="#">x Remove</a>
Amount	<input type="text" value="AUD 100"/>	Pay period
		<input type="text" value="Weekly"/>

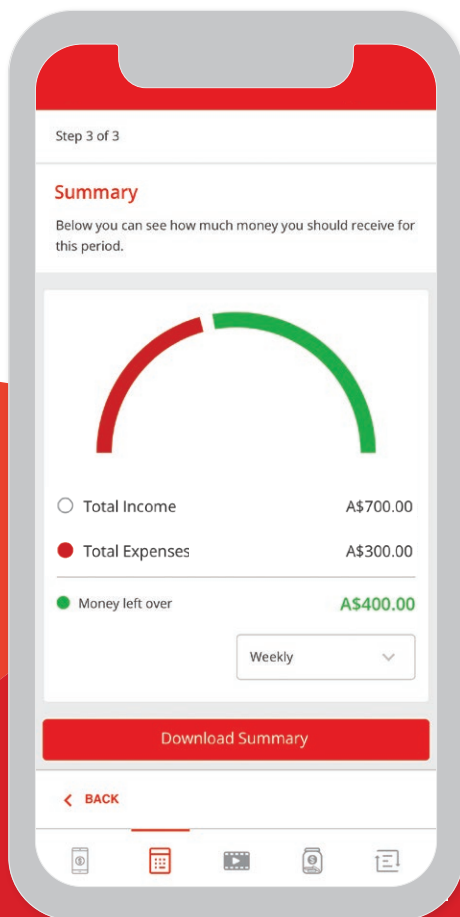
[+ Add expense](#)

[< BACK](#) [NEXT >](#)

Navigation icons: Home, Calendar, Video, Bank, Lists

## Step 3.

Press 'Next' to see how much money you are saving, and make sure you are not overspending.



## Step 1.

Input your basic wage you receive and the pay period.



### HOW TO

## Use our 'Overtime Pay Calculator (Malaysia)'...

If you are working in Malaysia, you can calculate how much overtime your employer is supposed to pay you using our overtime calculator.

There are three ways your overtime is calculated:

- ✓ normal weekdays
- ✓ rest days
- ✓ public holidays

By inputting how many hours you have worked, SaverAsia overtime calculator can tell you how much you are supposed to be paid.

← OVERTIME CALCULATOR ⚙️ ⋮

Step 1 of 2

### Malaysian Overtime Pay Calculator

This calculator will work out the amount of overtime you should receive based on the hours you have worked and the standard government over time requirements.

**Basic wage**

Amount: MYR 200      Pay period: Daily

**Your hourly rate is MYR 25.00**

**Overtime Hours**

As per Employment Act 1955 (Malaysia), the employee shall be paid at a rate not less than 1.5 times his/her hourly rate for overtime work in excess of the normal work hours. For work on a rest day the pay shall be no less than 2.0 times the hourly rate, and on a public holiday no less than 3.0 times the hourly rate.

NEXT >

## Step 2.

Input any overtime hours you have worked in the fields below.

**Normal Days (x1.5)**  
Number of hours worked overtime  
4

**Rest Days (x2)**  
Number of hours worked overtime  
2

**Paid Public Holidays (x2)**  
Number of hours worked overtime  
1

**Unpaid Public Holidays (x3)**  
Number of hours worked overtime  
2

**NEXT >**

## Step 3.

Press 'Next' and view a summary of how much the employer should be paying you that pay period.

**Summary**

Below you can see how much money you should receive for this period.

Basic wage	MYR 200.00
Normal Days (x1.5)	MYR 150.00
Rest Days (x2)	MYR 100.00
Paid Public Holidays (x2)	MYR 50.00
Unpaid Public Holidays (x3)	MYR 150.00
<b>Total Income</b>	<b>MYR 650.00</b>

**Download Summary**

**< BACK**

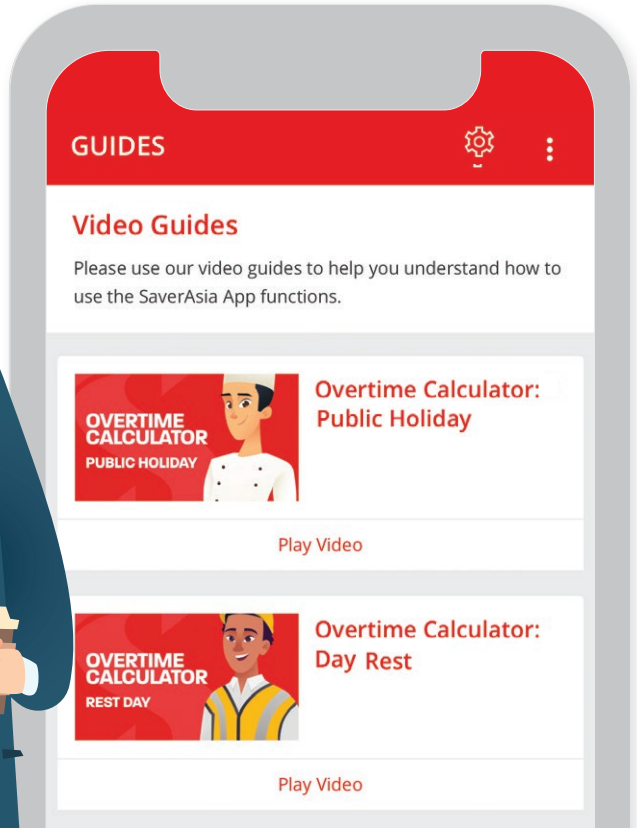


# Guides

To learn more about any aspect of the app watch our detailed videos on our 'Video Guides' page in the language of your choice.



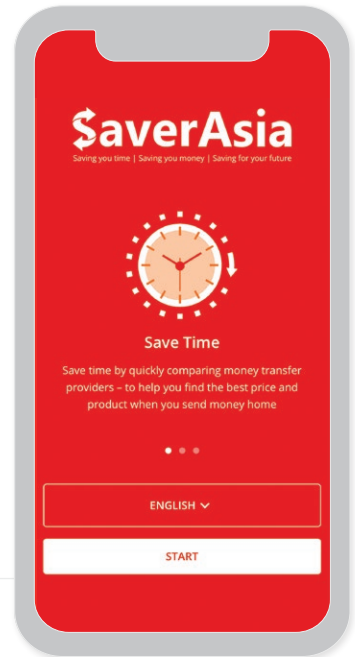
Our detailed 'Video Guides' will walk you through the SaverAsia app, how to transfer money on the app or different scenarios where you can use SaverAsia calculators.



# Conclusion

## The free to use SaverAsia App will help you:

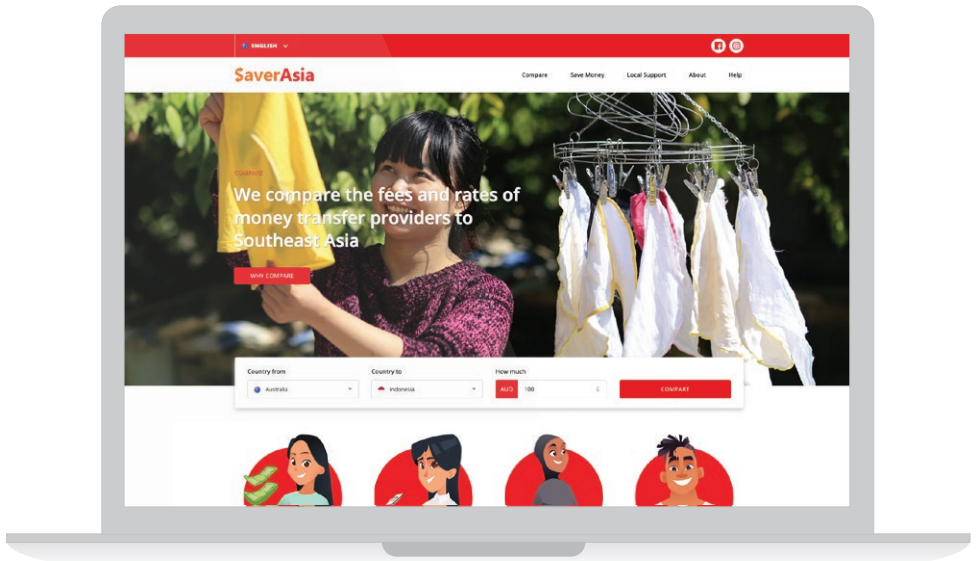
- ✓ Compare and find the lowest costs.
- ✓ Compare and find the fastest services.
- ✓ Compare and find the service that suits you best.
- ✓ Learn about different financial products and what they mean.
- ✓ Manage your money through our budget and overtime calculator.



## SaverAsia website can also help you:

- ✓ Find and connect with helpful financial organisations wherever you live.
- ✓ Find and learn about helpful support services wherever you live.

To learn more about this visit: <https://saverasia.com/local-support/>



# SaverAsia

Saving you time | Saving you money | Saving for your future



Supported by:



International  
Labour  
Organization



Canada

Managed by:



The production of the overtime calculator is produced under a collaboration between (Developing Markets Associates) DMA and the International Labor Organization (ILO) Migrant workers Empowerment and Advocacy (MWEA) Project.

The MWEA project is funded by the United States Department of Labour under cooperative agreement number IL-28099-15-75-K-11.

This material does not necessarily reflect the views or policies of the United States Department of Labor, nor does mention of trade names commercial products, or organization imply endorsement by the United States Government. 100% of the total cost of this overtime calculator is funded by the Federal Funds for a total cost of \$22,100 dollars.