

Ministry of Labour Nursery
International Labour Organisation

Architectural Tender Package
April 2022


All dimensions are from structure to structure unless indicated otherwise. Elements of services indicated for coordination purposes. For full services layouts refer to Services Engineers drawings. Elements of structure indicated for coordination purposes. For full structure layouts refer to Structural Engineers drawings. Do not scale directly from drawing. All dimension to be checked on site prior to construction or fabrication of any elements. Any discrepancies between figured dimensions to be reported to architect for clarification prior to commencing work.

Revision:
Date:
Principal changes include:

Drawing Number	Drawing Title	Scale	28.04.2022
General			
042/T/000	Cover Sheet	NTS	/
042/T/001	List of Drawings	NTS	/
042/T/002	Indicative proposed 3D	NTS	/
General Arrangements			
042/T/201	Existing plan	1:50@A1	/
042/T/202	Wall demolition plan	1:50@A1	/
042/T/203	Floor demolition plan	1:50@A1	/
042/T/204	Ceiling demolition plan	1:50@A1	/
042/T/211	Proposed furniture and annotations plan	1:50@A1	/
042/T/212	Proposed setting out plan (block and stud walls)	1:50@A1	/
042/T/213	Proposed finishes plan	1:50@A1	/
042/T/221	RCP - Annotations	1:50@A1	/
042/T/222	RCP - Setting out	1:50@A1	/
042/T/223	Power/Data Plan	1:50@A1	/
042/T/224	AC/Radiators plan	1:50@A1	/
Sections and Elevations			
042/T/301	Section AA, BB, CC	1:50@A1	/
042/T/302	Section DD	1:50@A1	/
042/T/303	Section EE	1:50@A1	/
042/T/310	Perimeter wall elevations	1:50@A1	/
Building Details			
042/T/401	Section enlargement	1:5 @ A3	/
042/T/402	Section enlargement	1:5 @ A3	/
042/T/403	Section enlargement	1:5 @ A3	/
042/T/404	Section enlargement	1:5 @ A3	/
042/T/405	Section enlargement	1:5 @ A3	/
042/T/406	Section enlargement	1:5 @ A3	/
042/T/407	Typical wall details	1:5 @ A3	/
042/T/420	Sand pit and planter enlargement	1:20 @ A3	/
042/T/421	Sand pit sections B,C	1:20 @ A3	/

042/T/422	Sand pit and Planter detail	1:10 @ A3	/
042/T/423	Railing enlargement	1:20 @ A3	/
042/T/424	Railing details	1:5 @ A3	/
Enlargements and Internal Elevations			
042/T/501	Interior Elevations 01 (Multi-purpose)	1:20 @ A1	/
042/T/502	Interior Elevations 02 (Kitchen/admin)	1:20 @ A1	/
042/T/503	Interior Elevations 03 (WC)	1:20 @ A1	/
042/T/504	Interior Elevations 04 (Class room 04)	1:20 @ A1	/
042/T/505	Interior Elevation 05 (Class room 05)	1:20 @ A1	/
042/T/506	Interior Elevation 06 (Class room 06)	1:20 @ A1	/
042/T/507	Interior Elevation 07 (Class room 07)	1:20 @ A1	/
042/T/510	Internal Fence (Multi-purpose)	1:20 @ A1	/
Doors and Windows			
042/T/601	Door D02	1:20 @ A3	/
042/T/602	Door D02 Details	1:5 @ A3	/
042/T/603	Door D03	1:20 @ A3	/
042/T/604	Door D03 Details	1:5 @ A3	/
042/T/605	Door D04, D05	1:20 @ A3	/
042/T/606	Door D04,D05 Details	1:5 @ A3	/
042/T/607	Door D06	1:20 @ A3	/
042/T/608	Door D06 Details	1:5 @ A3	/
042/T/609	Door D01	1:20 @ A3	/
042/T/610	Door D01 Details	1:5 @ A3	/
042/T/611	Door D07	1:20 @ A3	/
042/T/612	Door D07 Details	1:5 @ A3	/
042/T/651	Window 01	1:20 @ A3	/
042/T/652	Window 01 details	1:5 @ A3	/
042/T/655	Window 02, 03	1:20 @ A3	/
042/T/656	Window 02, 03 typical details	1:5 @ A3	/
042/T/657	Window 02, 03 typical details	1:5 @ A3	/
042/T/658	Window 02, 03 typical details	1:5 @ A3	/
Schedules			
042/T/801	Windows schedule	NTS @ A3	/
042/T/802	Doors schedule	NTS @ A3	/
042/T/803	Joinery schedule	NTS @ A3	/
042/T/804	Furniture schedule 01	NTS @ A3	/
042/T/805	Furniture schedule p2	NTS @ A3	/
042/T/806	Sanitary ware schedule	NTS @ A3	/
/ = issued where there is no revision number			
NTS = not to scale			

Project MoL Nursery
Title List of drawings
Scale NTS at A1
Date April, 2022
Status Tender
Number 042/T/001
Revision -



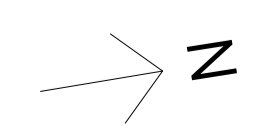
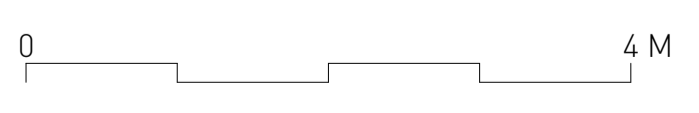
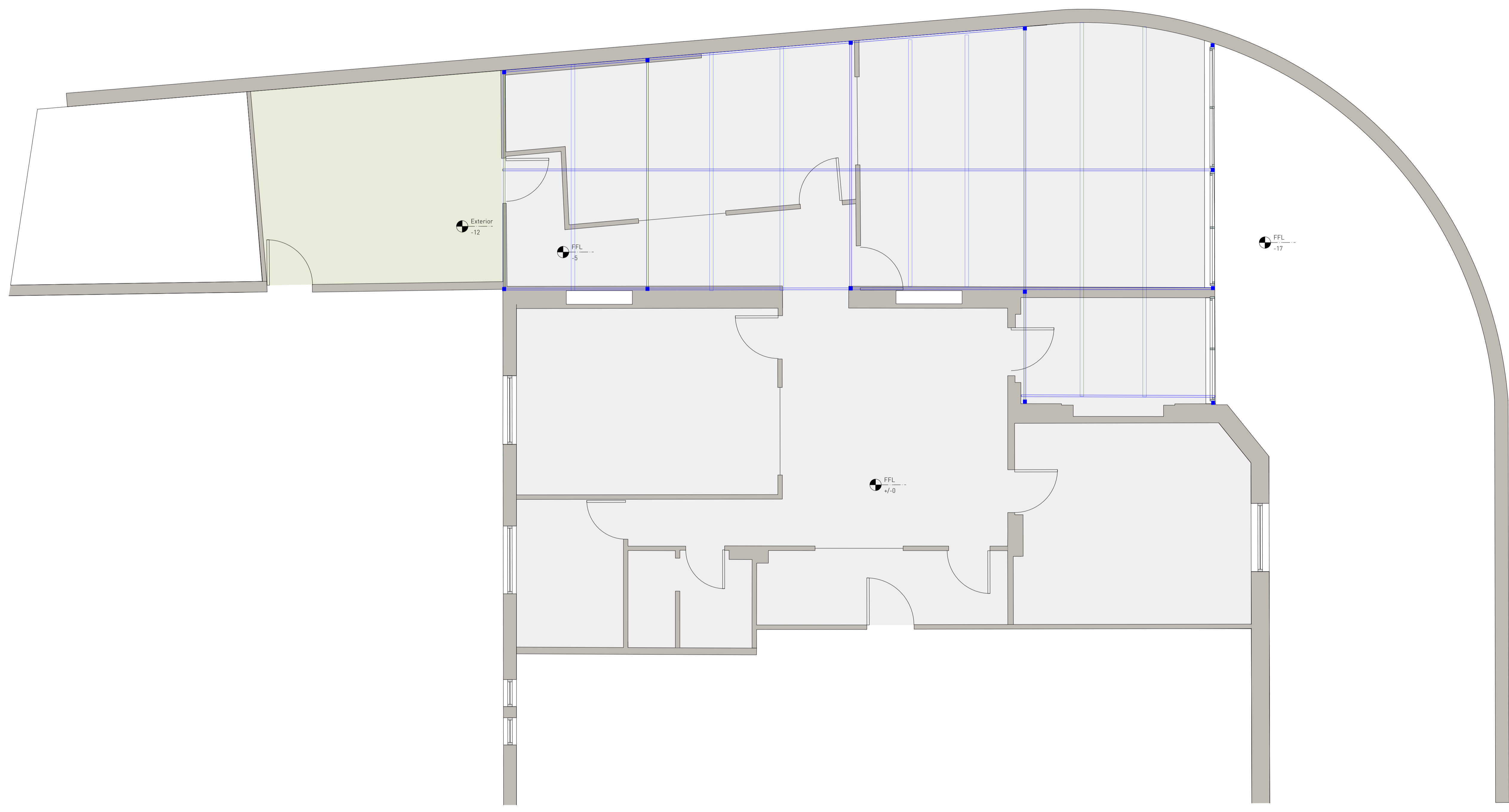
All dimensions are from structure to structure unless indicated otherwise. Elements of services indicated for coordination purposes. For full services layouts refer to Services Engineers drawings. Elements of structure indicated for coordination purposes. For full structure layouts refer to Structural Engineers drawings. Do not scale directly from drawing. All dimension to be checked on site prior to construction or fabrication of any elements. Any discrepancies between figured dimensions to be reported to architect for clarification prior to commencing work.

Revision:
Date:
Principal changes include:

Project	MoL Nursery
Title	Indicative proposed 3D
Scale	NTS at A1
Date	April, 2022
Status	Tender
Number	042/1/002
Revision	-

All dimensions are from structure to structure unless indicated otherwise. Elements of services indicated for coordination purposes. For full services layouts refer to Services Engineers drawings. Elements of structure indicated for coordination purposes. For full structure layouts refer to Structural Engineers drawings. Do not scale directly from drawing. All dimension to be checked on site prior to construction or fabrication of any elements. Any discrepancies between figured dimensions to be reported to architect for clarification prior to commencing work.

Revision:
Date:
Principal changes include:



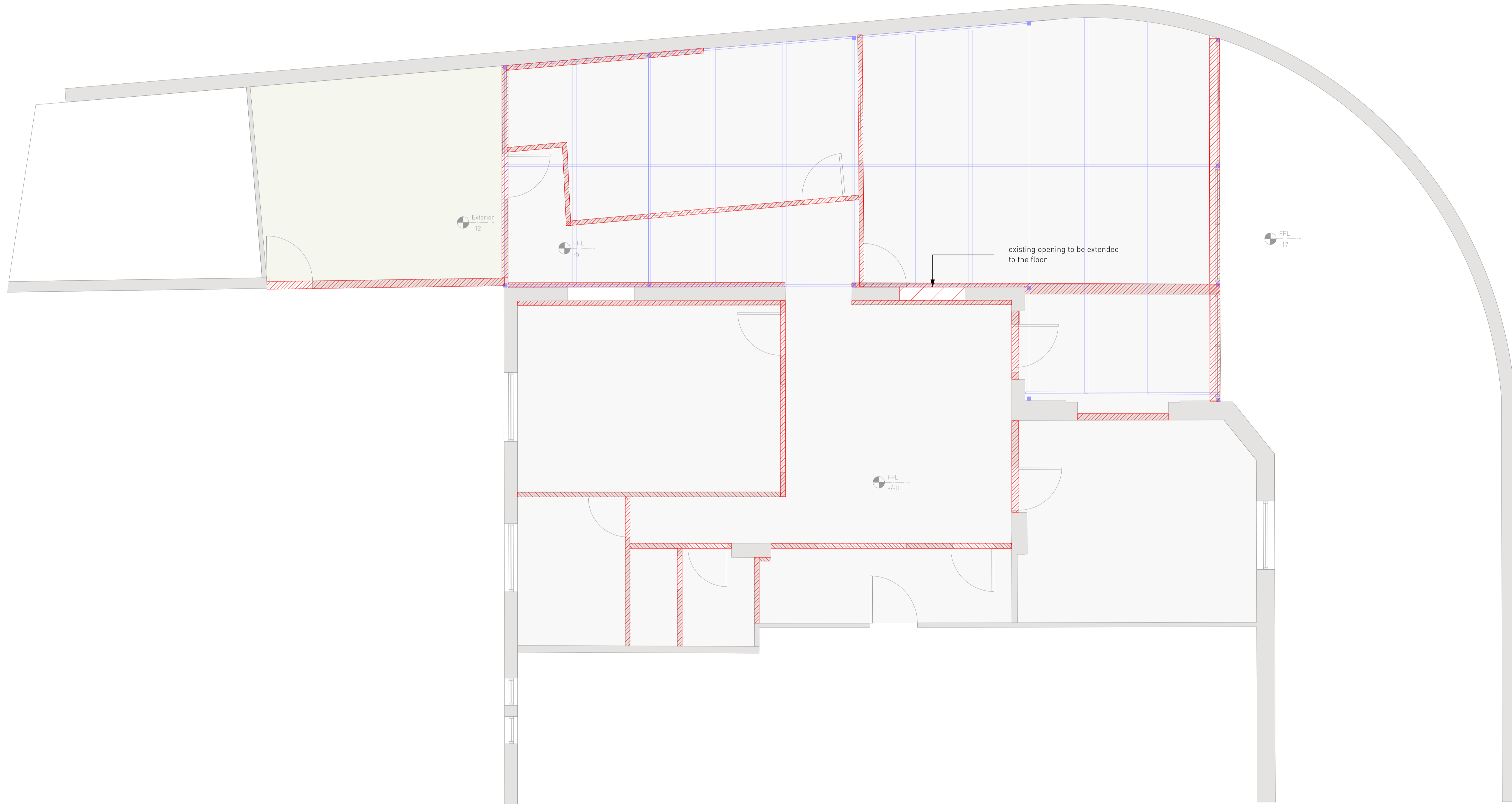
Project	MoL Nursery
Title	Existing Plan
Scale	1:50 at A1
Date	April, 2022
Status	Tender
Number	042/1/201
Revision	-

NB

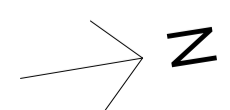
remove all gypsum board walls
repair and make good remaining walls
existing steel structure drawn indicatively
contractor to examine proposed demolished walls, and propose pricing if required, to architects approval
contractor to seek professional structural advice on proposed demolition, contractor to provide structural engineer's assessment and approval prior to commencing works

All dimensions are from structure to structure unless indicated otherwise. Elements of services indicated for coordination purposes. For full services layouts refer to Services Engineers drawings. Elements of structure indicated for coordination purposes. For full structure layouts refer to Structural Engineers drawings. Do not scale directly from drawing. All dimension to be checked on site prior to construction or fabrication of any elements. Any discrepancies between figured dimensions to be reported to architect for clarification prior to commencing work.

Revision:
Date:
Principal changes include:



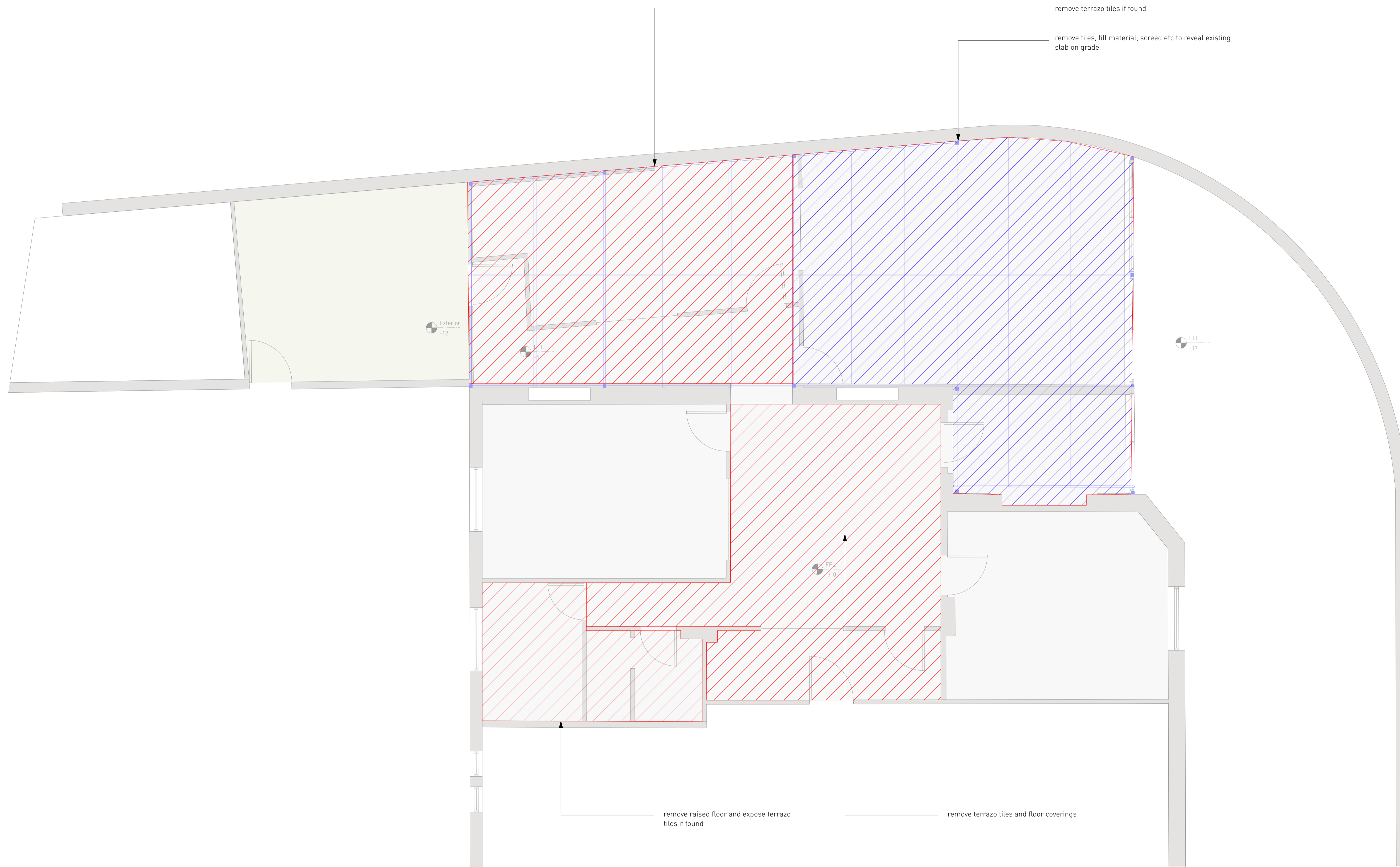
0 4 M



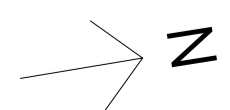
Project MoL Nursery
Title Wall demolition plan
Scale 1:50 at A1
Date April, 2022
Status Tender
Number 042/1/202
Revision -

NB

Remove all existing floor coverings (PCV flooring and carpet)
floor buildup depth is assumed, contractor to examine and confirm actual floor build up in all locations within one week of commencement on site
this plan is based on the assumption that there are terrazo tiles below pvc and carpet, and below raised floor in toilet and kitchen areas
all removed floor areas to be retiled with terrazo tiles as substrate for PVC flooring



0 4 M



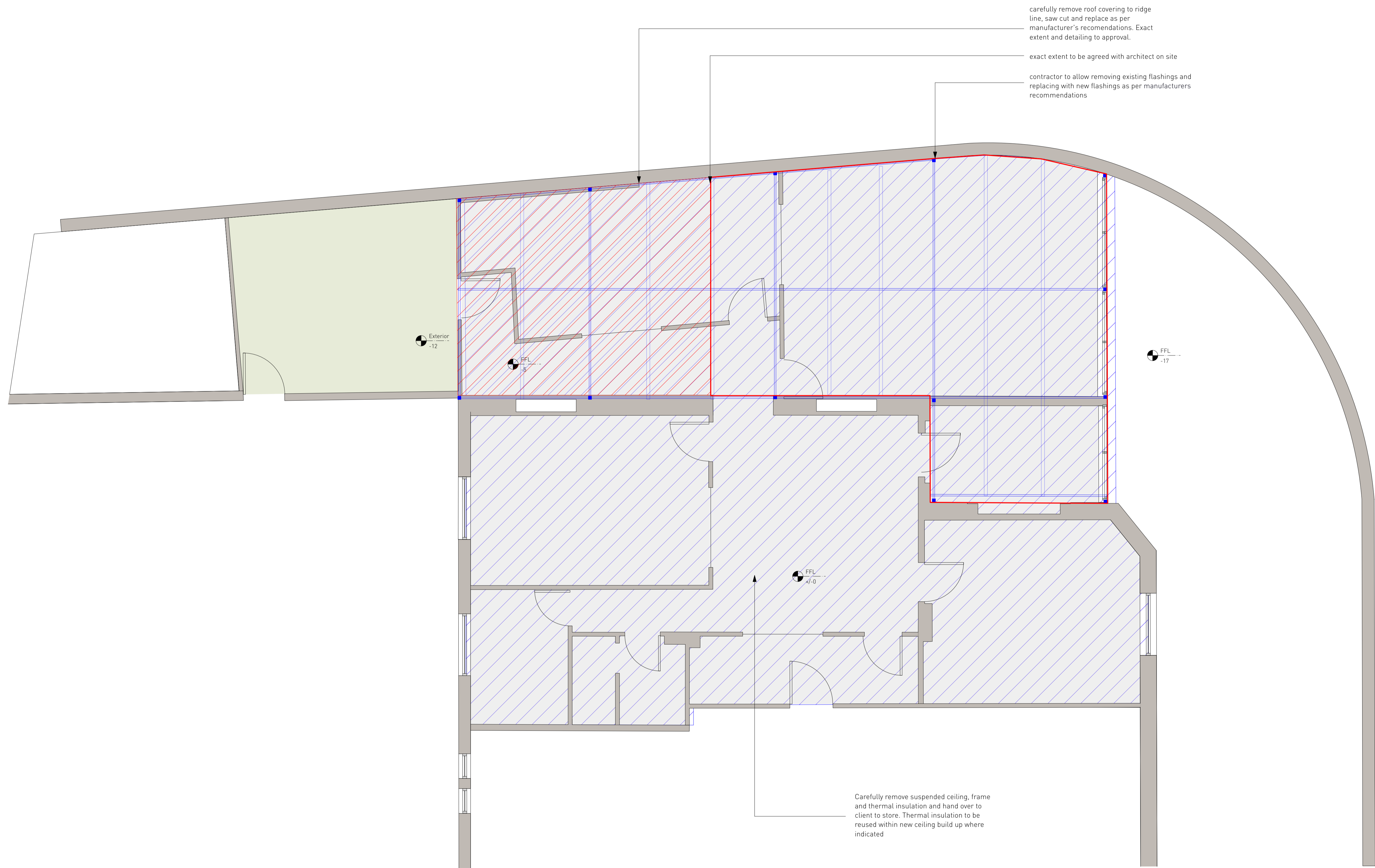
All dimensions are from structure to structure unless indicated otherwise. Elements of services indicated for coordination purposes. For full services layouts refer to Services Engineers drawings. Elements of structure indicated for coordination purposes. For full structure layouts refer to Structural Engineers drawings. Do not scale directly from drawing. All dimension to be checked on site prior to construction or fabrication of any elements. Any discrepancies between figured dimensions to be reported to architect for clarification prior to commencing work.

Revision:
Date:
Principal changes include:

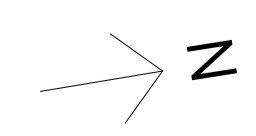
Project MoL Nursery
Title Floor demolition plan
Scale 1:50 at A1
Date April, 2022
Status Tender
Number 042/1/203
Revision -

All dimensions are from structure to structure unless indicated otherwise. Elements of services indicated for coordination purposes. For full services layouts refer to Services Engineers drawings. Elements of structure indicated for coordination purposes. For full structure layouts refer to Structural Engineers drawings. Do not scale directly from drawing. All dimension to be checked on site prior to construction or fabrication of any elements. Any discrepancies between figured dimensions to be reported to architect for clarification prior to commencing work.

Revision:
Date:
Principal changes include:



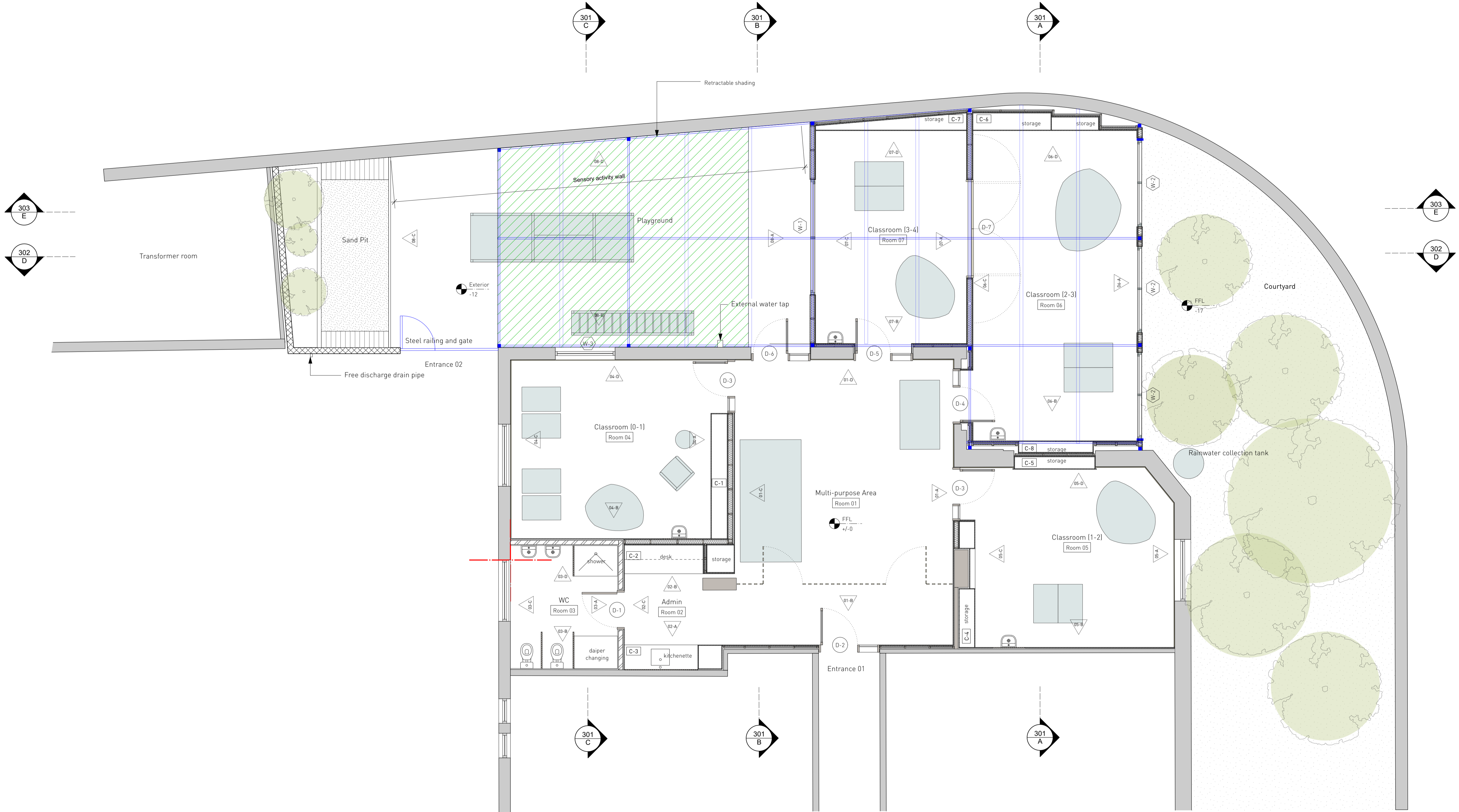
0 4 M



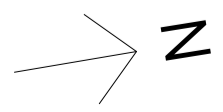
Project	MoL Nursery
Title	Ceiling / Roof demolition plan
Scale	1:50 at A1
Date	April, 2022
Status	Tender
Number	042/1/204
Revision	-

All dimensions are from structure to structure unless indicated otherwise. Elements of services indicated for coordination purposes. For full services layouts refer to Services Engineers drawings. Elements of structure indicated for coordination purposes. For full structure layouts refer to Structural Engineers drawings. Do not scale directly from drawing. All dimension to be checked on site prior to construction or fabrication of any elements. Any discrepancies between figured dimensions to be reported to architect for clarification prior to commencing work.

Revision:
Date:
Principal changes include:



0 4 M

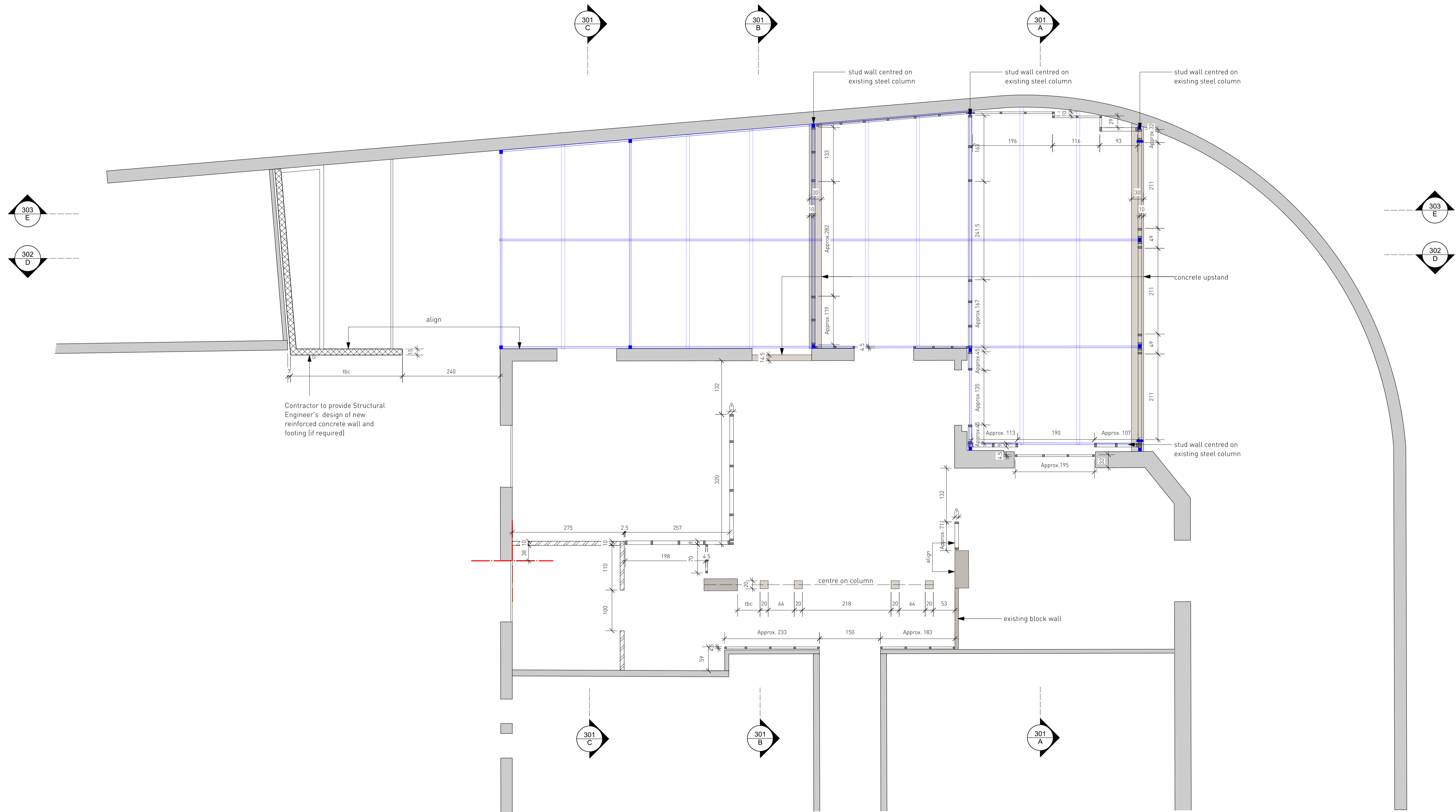


Project MoL Nursery
 Title Proposed furniture and annotation plan
 Scale 1:50 at A1
 Date April, 2022
 Status Tender
 Number 042/T/211
 Revision

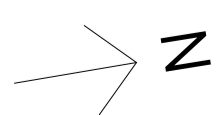
NB
stud wall to be planed softwood (not rough sawn)
Min 60cm. spacing between studs

All dimensions are from structure to structure unless indicated otherwise. Elements of services indicated for coordination purposes. For full services layouts refer to Services Engineers drawings. Elements of structure indicated for coordination purposes. For full structure layouts refer to Structural Engineers drawings. Do not scale directly from drawing. All dimension to be checked on site prior to construction or fabrication of any elements. Any discrepancies between figured dimensions to be reported to architect for clarification prior to commencing work.

Revision:
Date:
Principal changes include:



0 4 M

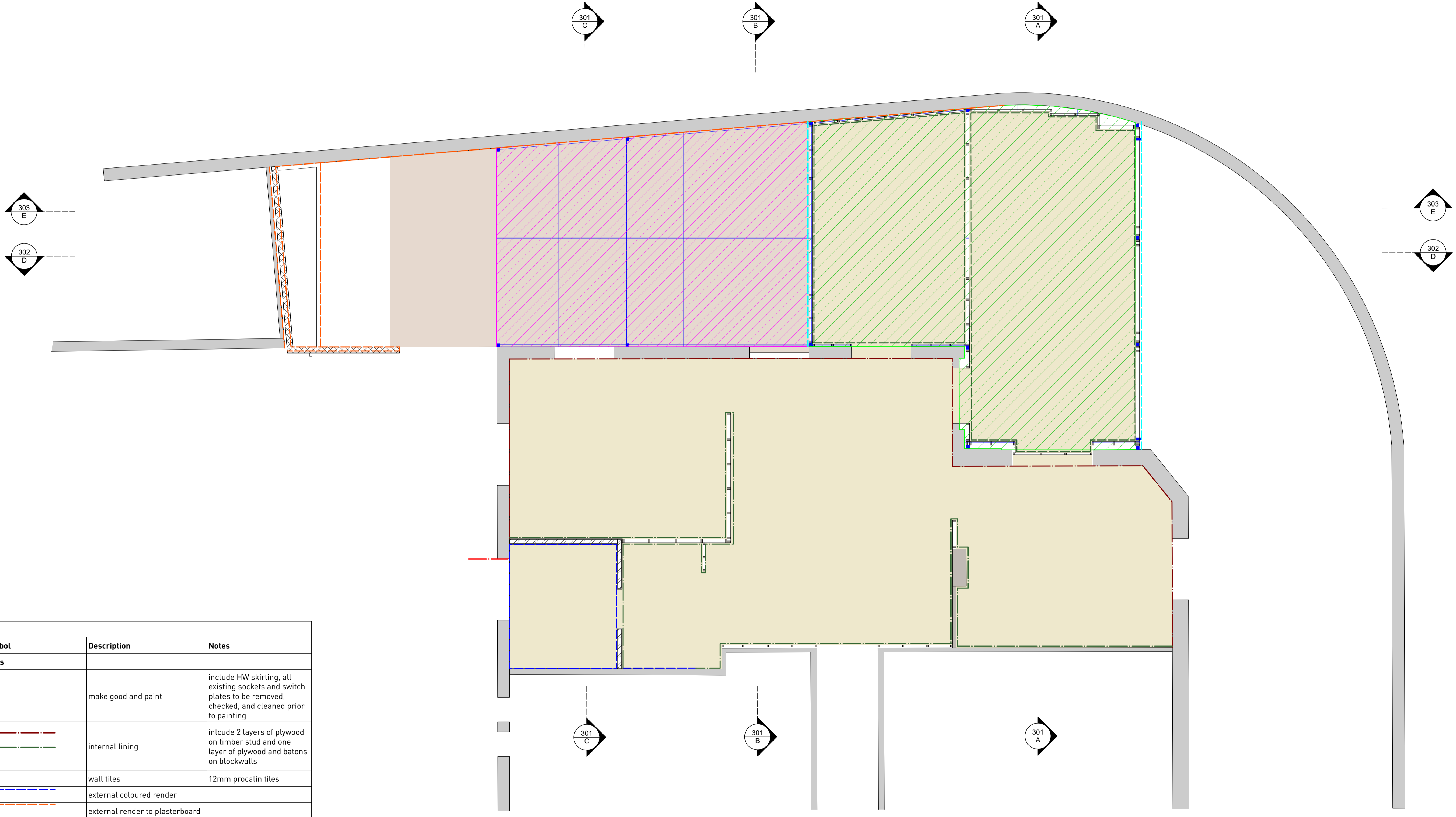


Project MoL Nursery
Title Proposed setting out plan
Scale 1:50 at A1
Date April, 2022
Status Tender
Number 042/1/212
Revision -

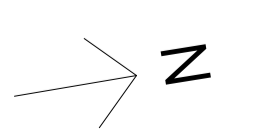
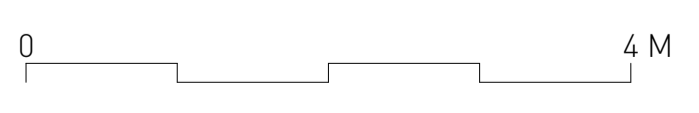
NB
 make good all exposed terrazo tiles and grouting (no gaps, chipping etc) prior to polishing
 PVC sub contractor to approve substrate min. two weeks prior to installation of floor covering
 contractor to allow minimum two weeks drying time after polishing prior to installing proposed
 pvc flooring
 pvc floor to be protected with cartonal boards prior to wood works
 refer to internal elevations for detailed wall finishes

All dimensions are from structure to structure unless indicated otherwise. Elements of services indicated for coordination purposes. For full services layouts refer to Services Engineers drawings. Elements of structure indicated for coordination purposes. For full structure layouts refer to Structural Engineers drawings. Do not scale directly from drawing. All dimension to be checked on site prior to construction or fabrication of any elements. Any discrepancies between figured dimensions to be reported to architect for clarification prior to commencing work.

Revision:
 Date:
 Principal changes include:



Key		
Symbol	Description	Notes
Walls		
	make good and paint	include HW skirting, all existing sockets and switch plates to be removed, checked, and cleaned prior to painting
	internal lining	include 2 layers of plywood on timber stud and one layer of plywood and batons on blockwalls
	wall tiles	12mm procalin tiles
	external coloured render	
	external render to plasterboard	
Floor		
	Terrazo tiles	
	PVC flooring	
Ceiling		
	retractable fabric shading	

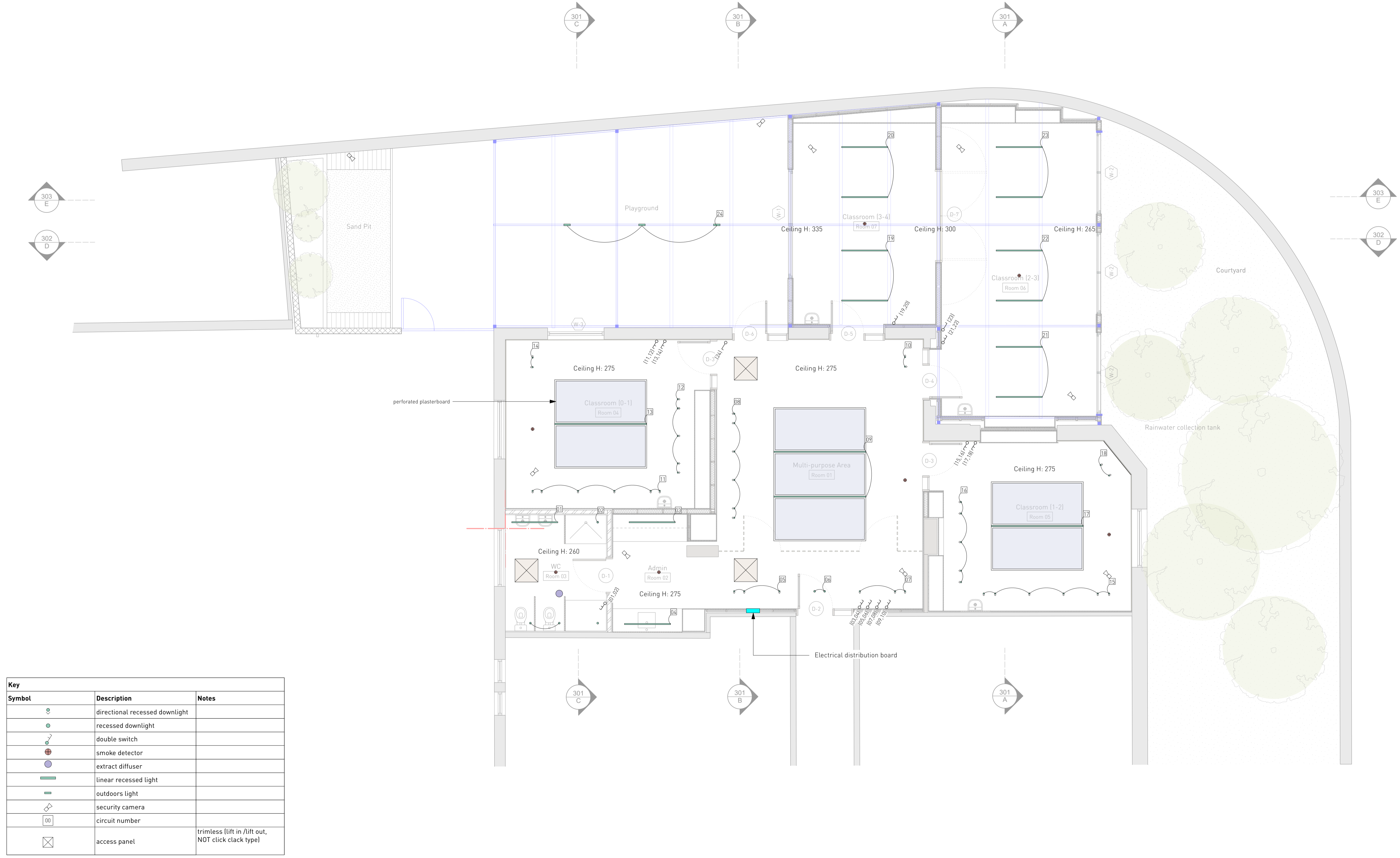


Project MoL Nursery
 Title Proposed finishes plan
 Scale 1:50 at A1
 Date April, 2022
 Status Tender
 Number 042/1/213
 Revision -

NB
 refer to internal elevations for exact switches location and height
 internal cameras to be ceiling mounted
 external cameras to be wall mounted
 access panels to be trimless and lift up
 CCTV sub contractor to comment on camera coverage
 unless noted all ceilings to be lined in painted 12mm taped and
 jointed gypsum board
 all visible fixtures and fittings to approval
 external lights added in the playground

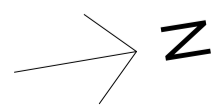
All dimensions are from structure to structure unless indicated otherwise.
 Elements of services indicated for coordination purposes. For full services layouts refer to Services Engineers drawings. Elements of structure indicated for coordination purposes. For full structure layouts refer to Structural Engineers drawings. Do not scale directly from drawing. All dimension to be checked on site prior to construction or fabrication of any elements. Any discrepancies between figured dimensions to be reported to architect for clarification prior to commencing work.

Revision:
 Date:
 Principal changes include:



Key	Description	Notes
	directional recessed downlight	
	recessed downlight	
	double switch	
	smoke detector	
	extract diffuser	
	linear recessed light	
	outdoors light	
	security camera	
	circuit number	
	access panel	trimless (lift in /lift out, NOT click clack type)

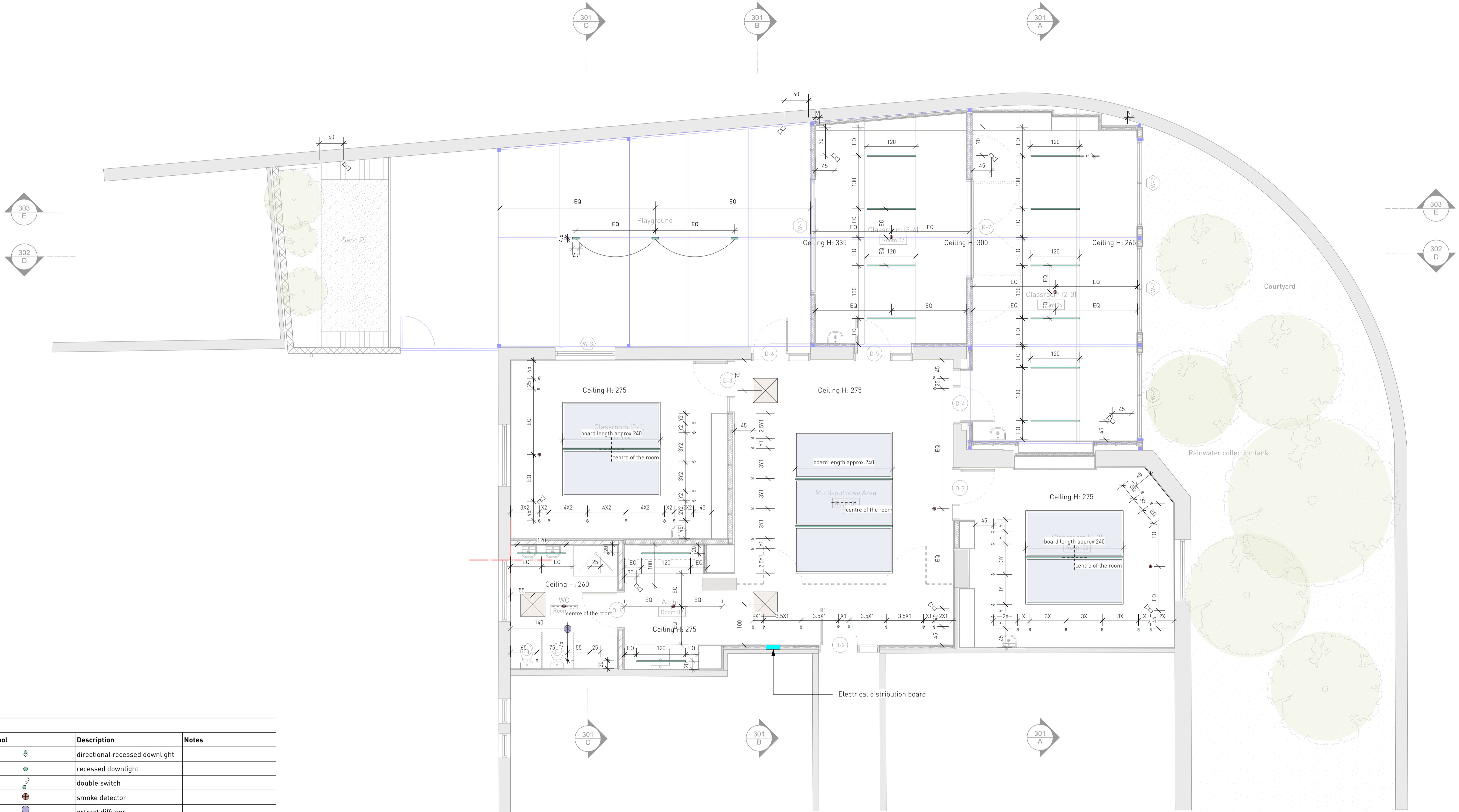
0 4 M



Project MoL Nursery
 Title Reflected ceiling plan annotation plan
 Scale 1:50 at A1
 Date April, 2022
 Status Tender
 Number 042/1/221
 Revision -

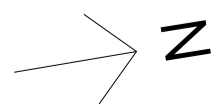
All dimensions are from structure to structure unless indicated otherwise. Elements of services indicated for coordination purposes. For full services layouts refer to Services Engineers drawings. Elements of structure indicated for coordination purposes. For full structure layouts refer to Structural Engineers drawings. Do not scale directly from drawing. All dimension to be checked on site prior to construction or fabrication of any elements. Any discrepancies between figured dimensions to be reported to architect for clarification prior to commencing work.

Revision:
Date:
Principal changes include:



Symbol	Description	Notes
	directional recessed downlight	
	recessed downlight	
	double switch	
	smoke detector	
	extract diffuser	
	linear recessed light	
	outdoors light	
	security camera	
	circuit number	
	access panel	trimless (lift in /lift out, NOT click clack type)

0 4 M



Project MoL Nursery
 Title Reflected ceiling plan setting-out plan
 Scale 1:50 at A1
 Date April, 2022
 Status Tender
 Number 042/1/222
 Revision -

NB
refer to internal elevations for exact setting out

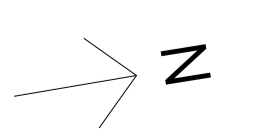
All dimensions are from structure to structure unless indicated otherwise. Elements of services indicated for coordination purposes. For full services layouts refer to Services Engineers drawings. Elements of structure indicated for coordination purposes. For full structure layouts refer to Structural Engineers drawings. Do not scale directly from drawing. All dimension to be checked on site prior to construction or fabrication of any elements. Any discrepancies between figured dimensions to be reported to architect for clarification prior to commencing work.

Revision:
Date:
Principal changes include:



Symbol	Description	Notes
	Existing power outlet	
	Removed existing power outlet	to be cleaned and handed over to owner to store
	Proposed power outlet	double universal
	Existing data outlet	
	Removed existing data outlet	
	Proposed data outlet	
	Low	height varies
	High	height varies

0 4 M



Project MoL Nursery
Title Power/Data layout
Scale 1:50 at A1
Date April, 2022
Status Tender
Number 042/1/223
Revision -

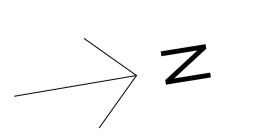
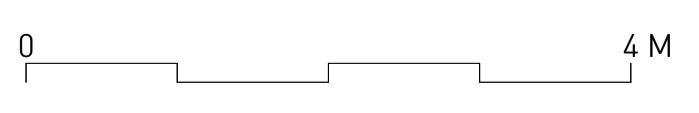
NB
 refer to internal elevations for exact setting out
 all radiator dimensions and connections to be approved by architect and mechanical engineer
 prior to purchase
 all AC units (internal and external) to be serviced as per M&E engineer's requirements

All dimensions are from structure to structure unless indicated otherwise.
 Elements of services indicated for coordination purposes. For full services layouts refer to Services Engineers drawings. Elements of structure indicated for coordination purposes. For full structure layouts refer to Structural Engineers drawings. Do not scale directly from drawing. All dimension to be checked on site prior to construction or fabrication of any elements. Any discrepancies between figured dimensions to be reported to architect for clarification prior to commencing work.

Revision:
 Date:
 Principal changes include:



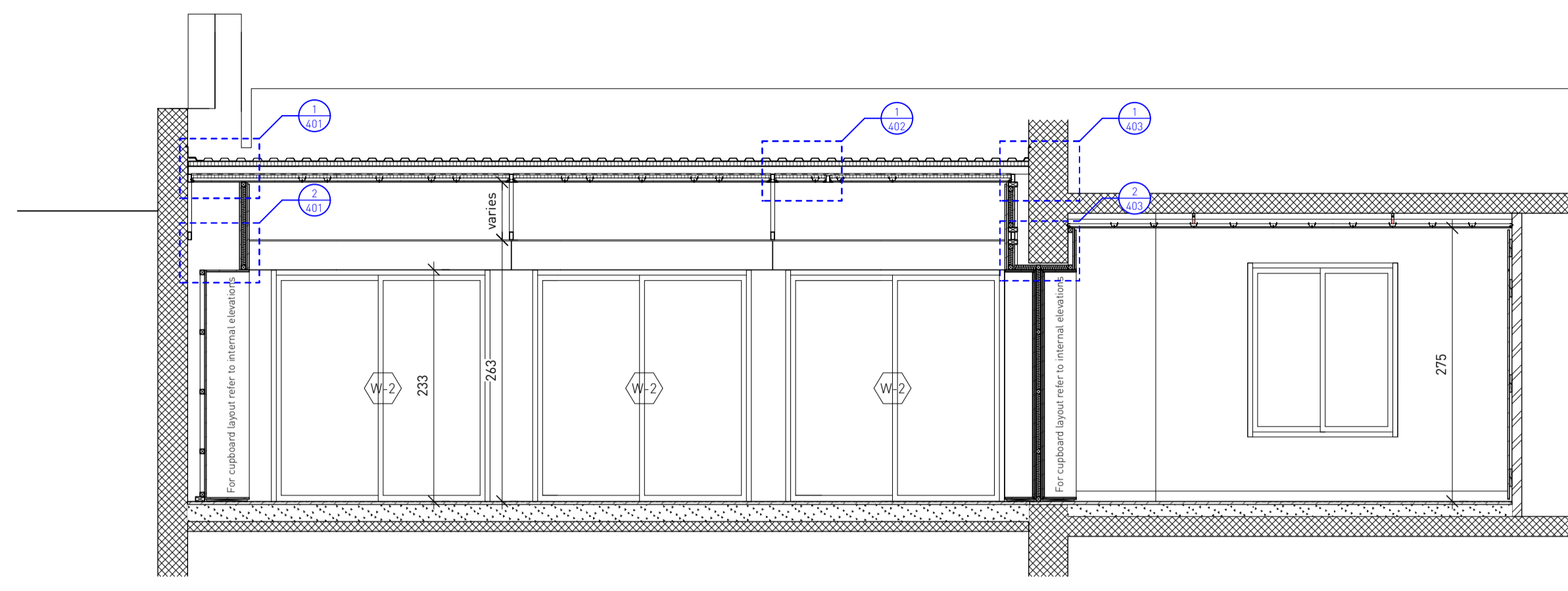
Symbol	Description	Notes
	Existing AC	
	Proposed AC	
	Existing radiator	all to be replaced
	Proposed radiator	40cm height



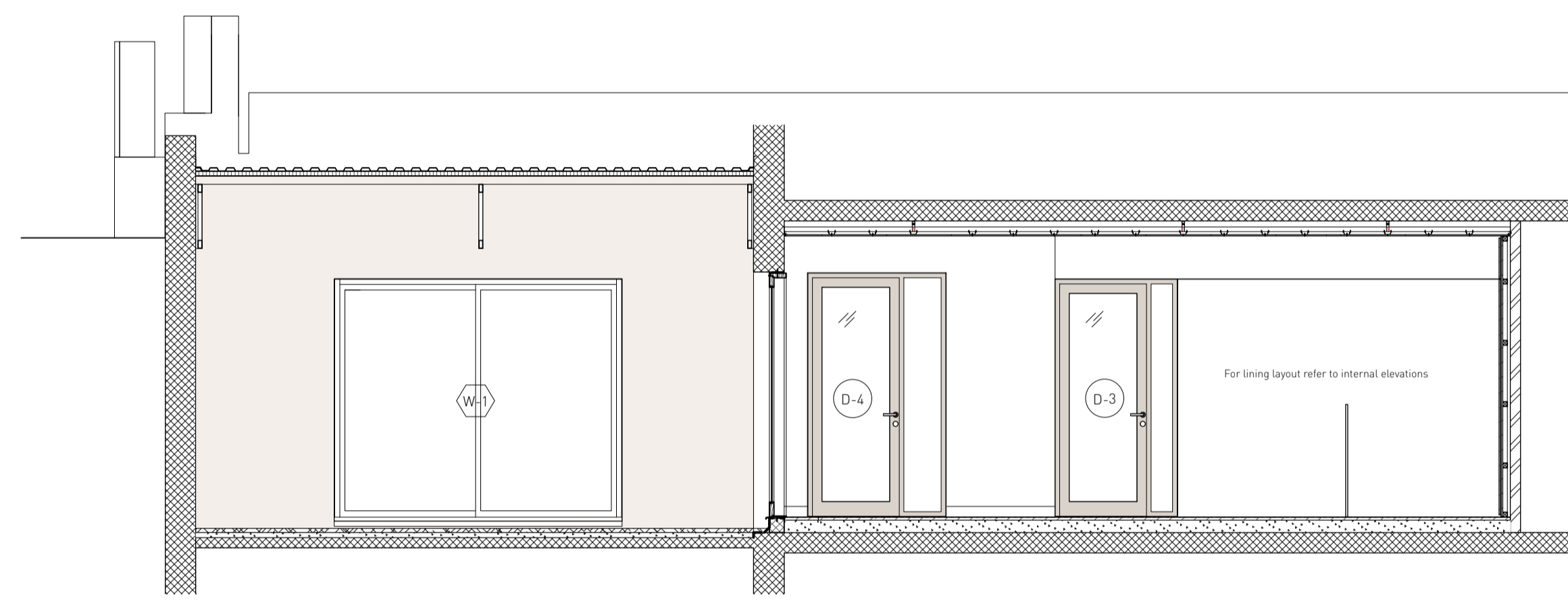
Project MoL Nursery
 Title AC/Radiators layout
 Scale 1:50 at A1
 Date April, 2022
 Status Tender
 Number 042/1/224
 Revision -

All dimensions are from structure to structure unless indicated otherwise. Elements of services indicated for coordination purposes. For full services layouts refer to Services Engineers drawings. Elements of structure indicated for coordination purposes. For full structure layouts refer to Structural Engineers drawings. Do not scale directly from drawing. All dimension to be checked on site prior to construction or fabrication of any elements. Any discrepancies between figured dimensions to be reported to architect for clarification prior to commencing work.

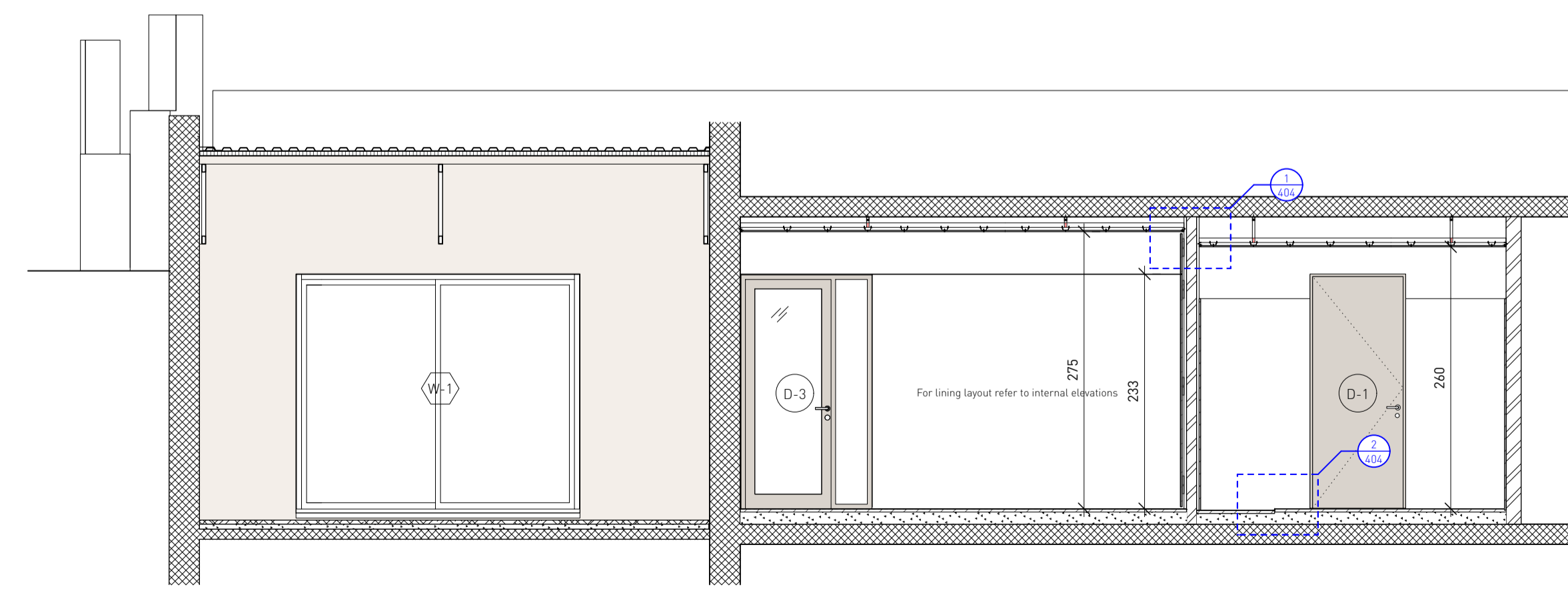
Revision:
Date:
Principal changes include:



Section AA



Section BB



Section CC

Project MoL Nursery
Title Sections A,B,C
Scale 1:50 at A1
Date April, 2022
Status Tender
Number 042/1/301
Revision -

All dimensions are from structure to structure unless indicated otherwise. Elements of services indicated for coordination purposes. For full services layouts refer to Services Engineers drawings. Elements of structure indicated for coordination purposes. For full structure layouts refer to Structural Engineers drawings. Do not scale directly from drawing. All dimension to be checked on site prior to construction or fabrication of any elements. Any discrepancies between figured dimensions to be reported to architect for clarification prior to commencing work.

Revision:
Date:
Principal changes include:

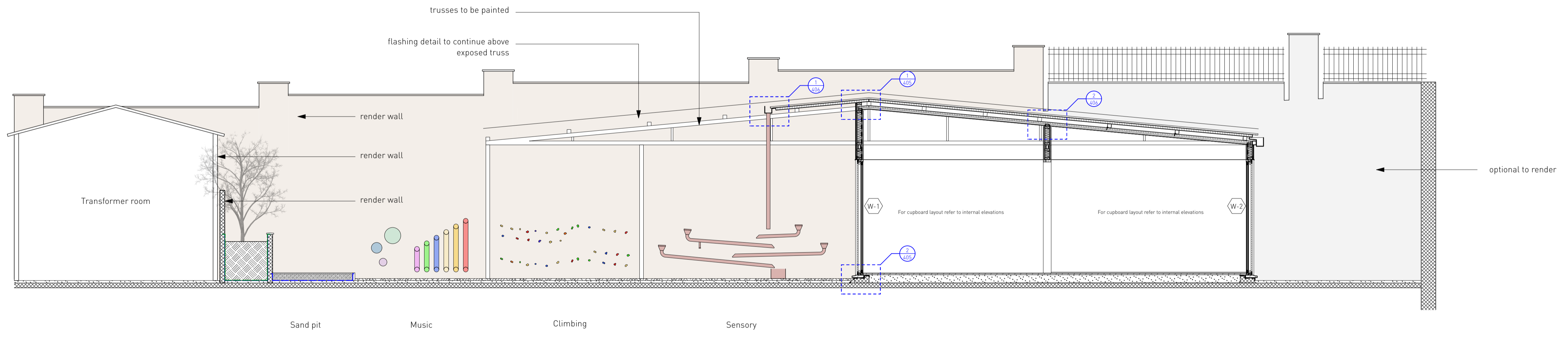


Project MoL Nursery
Title Section D,
Scale 1:50 at A1
Date April, 2022
Status Tender
Number 042/1/302
Revision -

NB
shaded area indicates extent of new render layer (existing paint finish to be removed prior to rendering)

All dimensions are from structure to structure unless indicated otherwise. Elements of services indicated for coordination purposes. For full services layouts refer to Services Engineers drawings. Elements of structure indicated for coordination purposes. For full structure layouts refer to Structural Engineers drawings. Do not scale directly from drawing. All dimension to be checked on site prior to construction or fabrication of any elements. Any discrepancies between figured dimensions to be reported to architect for clarification prior to commencing work.

Revision:
Date:
Principal changes include:



Project	MoL Nursery
Title	Section E, External playground elevation
Scale	1:50 at A1
Date	April, 2022
Status	Tender
Number	042/1/303
Revision	-

General Notes:

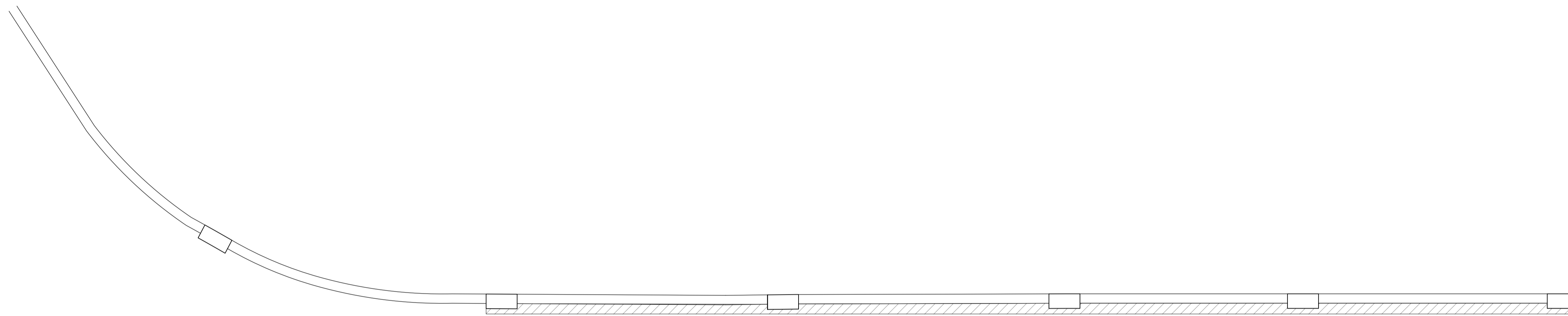
Hatched area indicates area of wall to be extended
Hatched area = approx. 10.3m²

Remove and Clean

Carefully remove and set aside for reuse existing metal railing in location indicated below
Existing metal roof flashings, sheets, silicone and other related materials to be removed from stone wall
Concrete fillet between outer stone face and concrete pavement tiles to be removed
Stone cladding to sides of columns to be removed by saw cutting at location of new wall to allow new RC concrete to be connected to column
First row of concrete pavement tiles (adjacent to stone wall) to be carefully removed - and set aside to be installed following works - to allow for proper construction of new wall
Existing stone to be cleaned using high pressure water or similar approved to remove all mould growth and discoloured areas

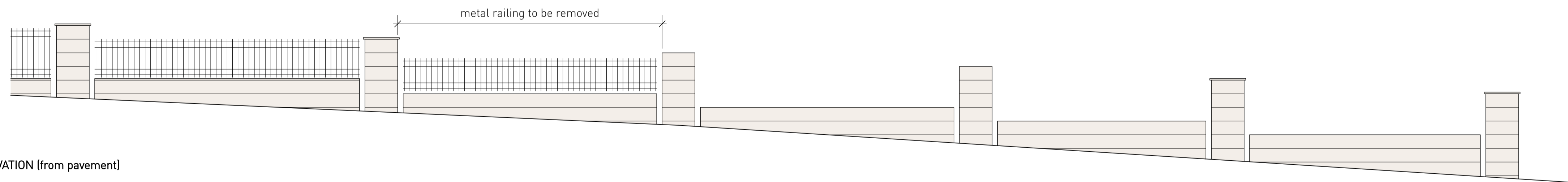
Construct

4cm Ajlouni stone, first grade (rear surface to be scored to provide key)
Stone courses and finish to match existing (mufajjar)
Stone courses to be toothed in to existing wall
Reinforced concrete backing (to Contractor's Structural Engineer's design)
New concrete fillet / external waterproof detail below tile level to architect's approval
New 3cm honed coping (maximum lengths available, setting out to approval)
Rough sand and cement render to rear face
Top render coats to rear face as Creative Concrete render spec (colour to be approved)
Render to be applied prior to installing flashings

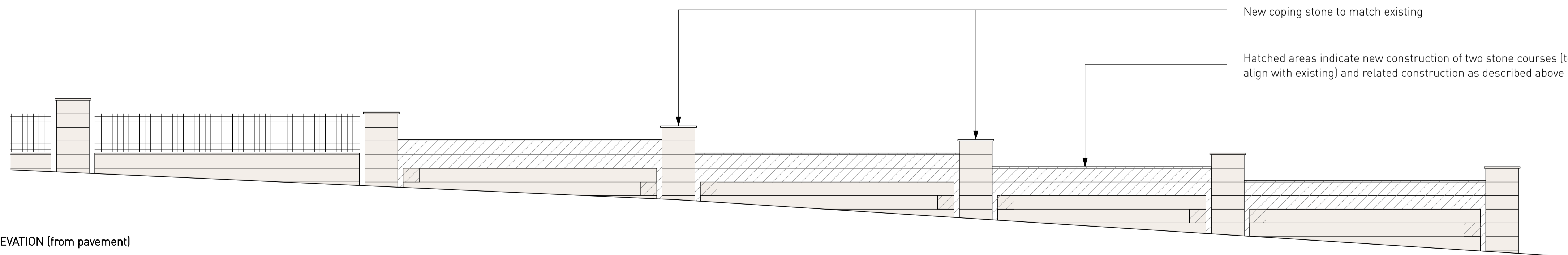


PLAN

Hatched area indicates approximate area of pavement tiles to be removed to allow for construction of new wall and new (below tile) waterproofing



EXISTING ELEVATION (from pavement)



PROPOSED ELEVATION (from pavement)

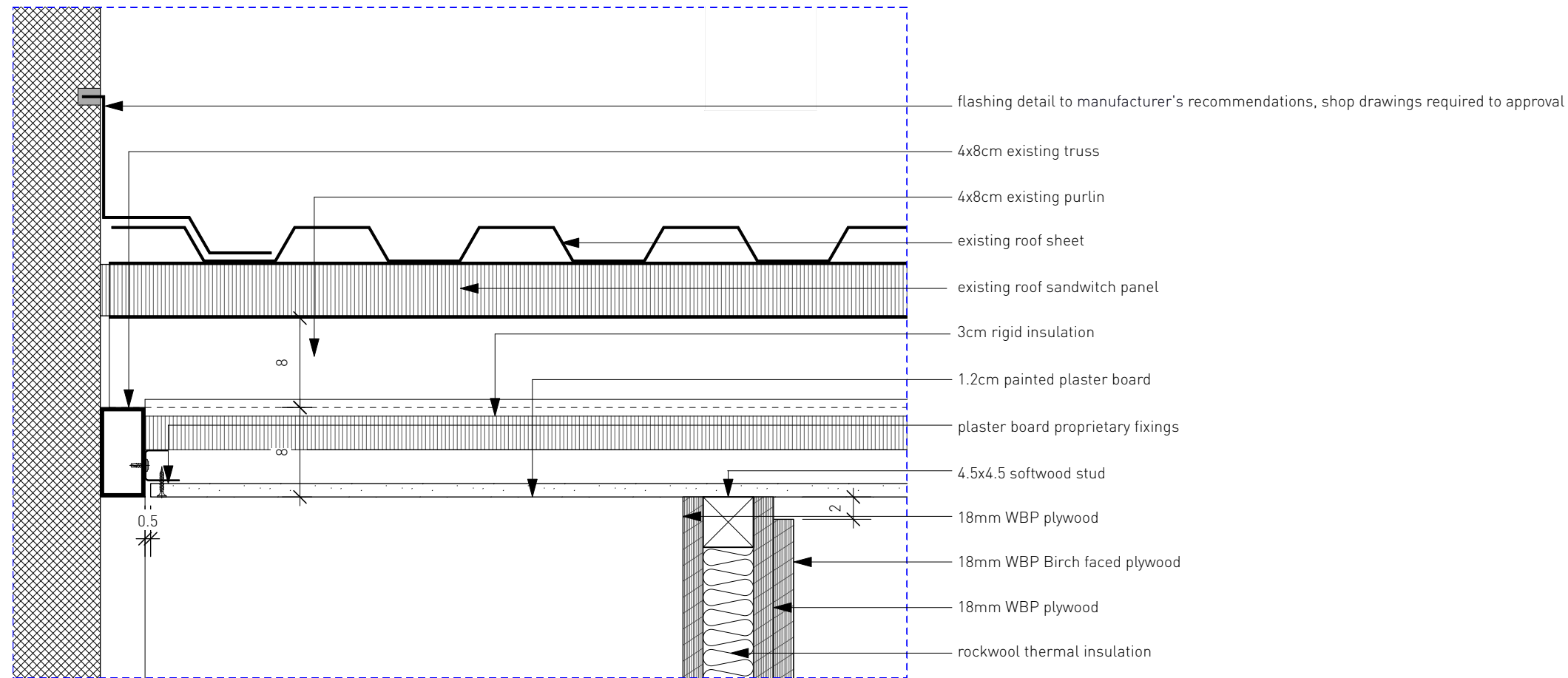
All dimensions are from structure to structure unless indicated otherwise. Elements of services indicated for coordination purposes. For full services layouts refer to Services Engineers drawings. Elements of structure indicated for coordination purposes. For full structure layouts refer to Structural Engineers drawings. Do not scale directly from drawing. All dimension to be checked on site prior to construction or fabrication of any elements. Any discrepancies between figured dimensions to be reported to architect for clarification prior to commencing work.

Revision:
Date:
Principal changes include:

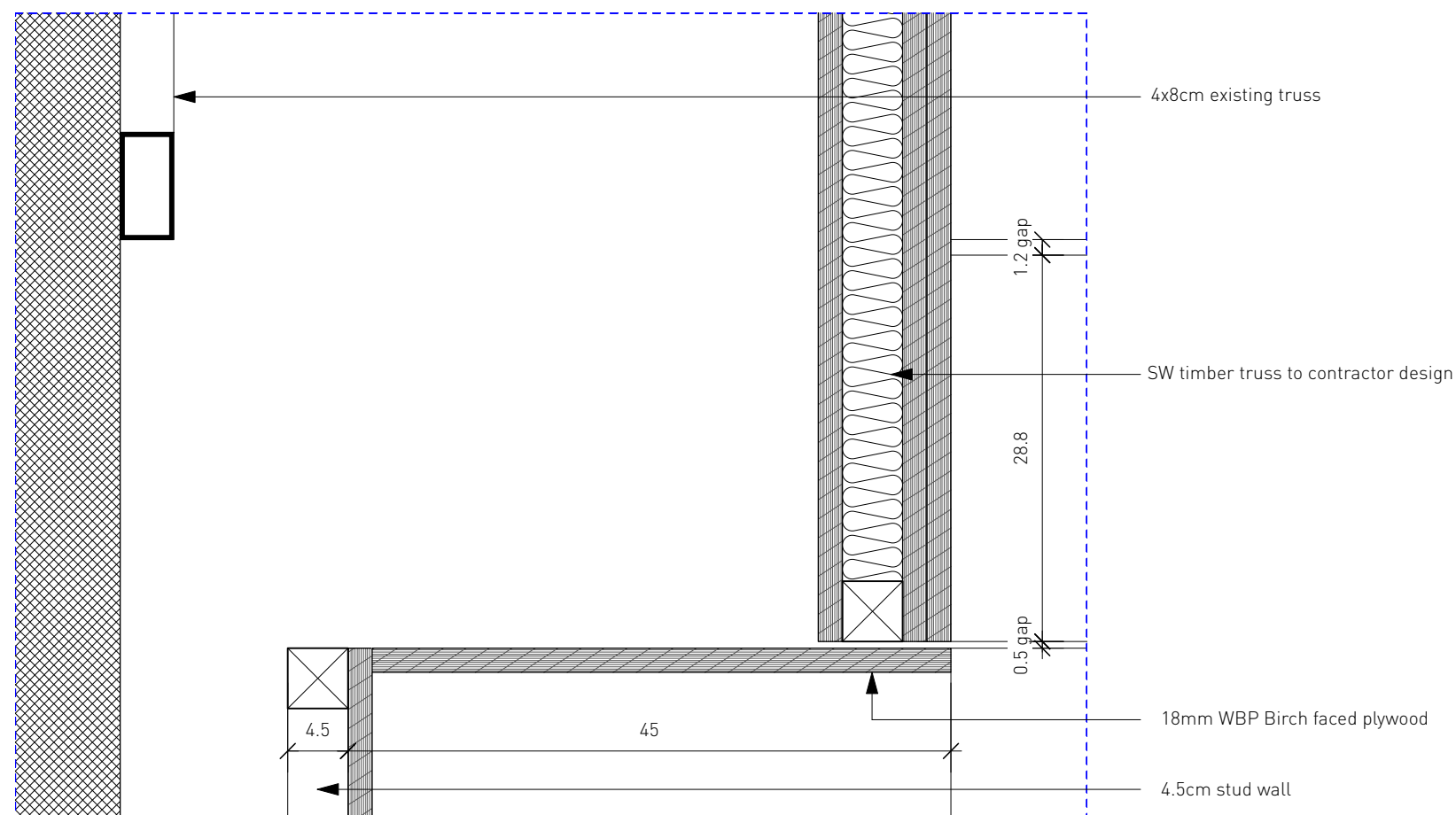
Project	MoL Nursery
Title	Perimeter Wall
Scale	1:50 at A1
Date	April, 2022
Status	Tender
Number	042/T/310
Revision	-

All dimensions are from structure to structure unless indicated otherwise. Elements of services indicated for coordination purposes. For full services layouts refer to Services Engineers drawings. Elements of structure indicated for coordination purposes. For full structure layouts refer to Structural Engineers drawings. Do not scale directly from drawing. All dimension to be checked on site prior to construction or fabrication of any elements. Any discrepancies between figured dimensions to be reported to architect for clarification prior to commencing work.

Revision: -
 Date: -
 Principal changes include:

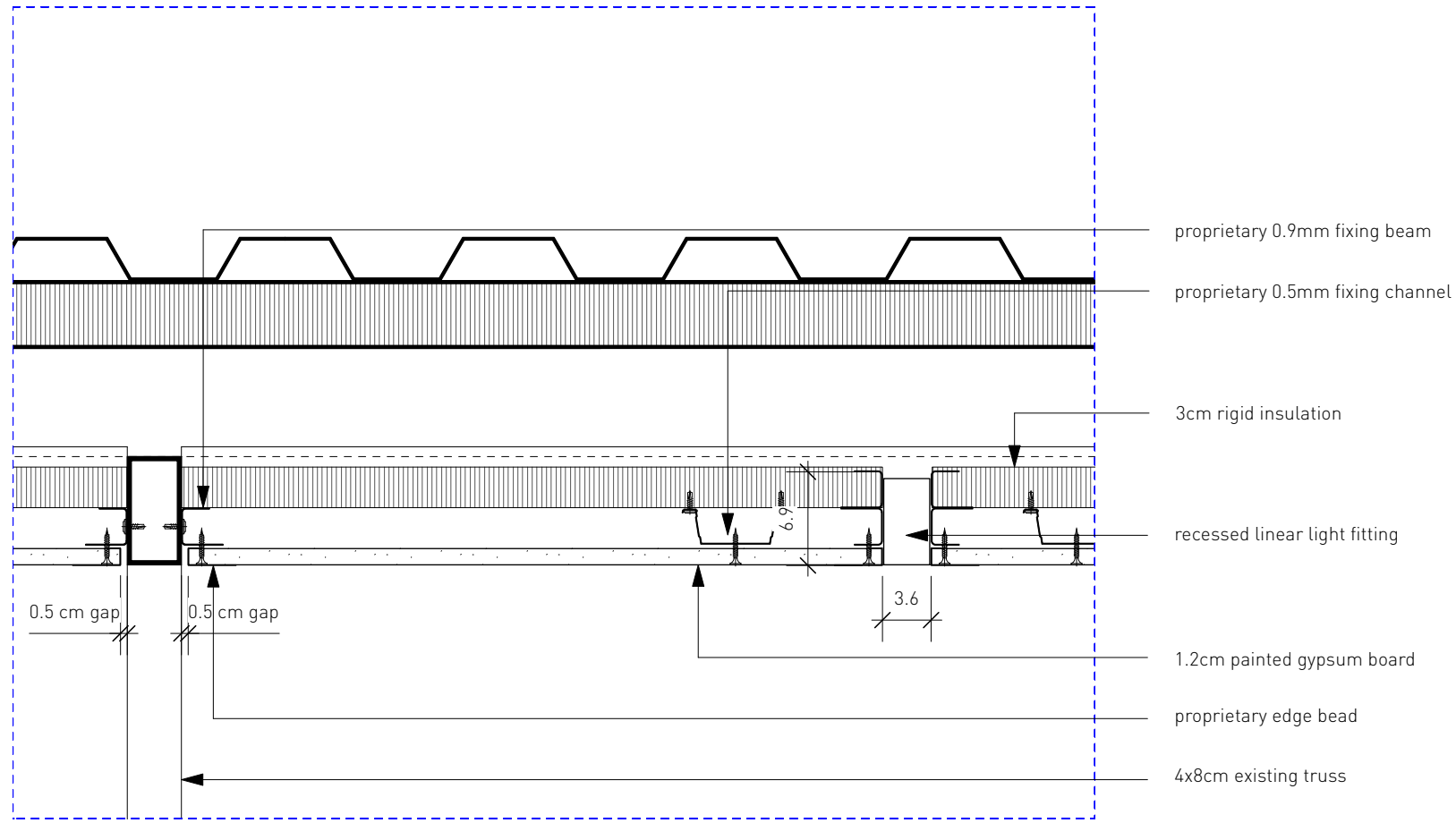


1 Detail
 Scale: 1:5



2 Detail
 Scale: 1:5

Project MoL Nursery
Title Section Enlargements
Scale 1:5 @ A3
Date April, 2022
Status Tender
Number 042/T/401
Revision -



1 Detail
Scale: 1:5

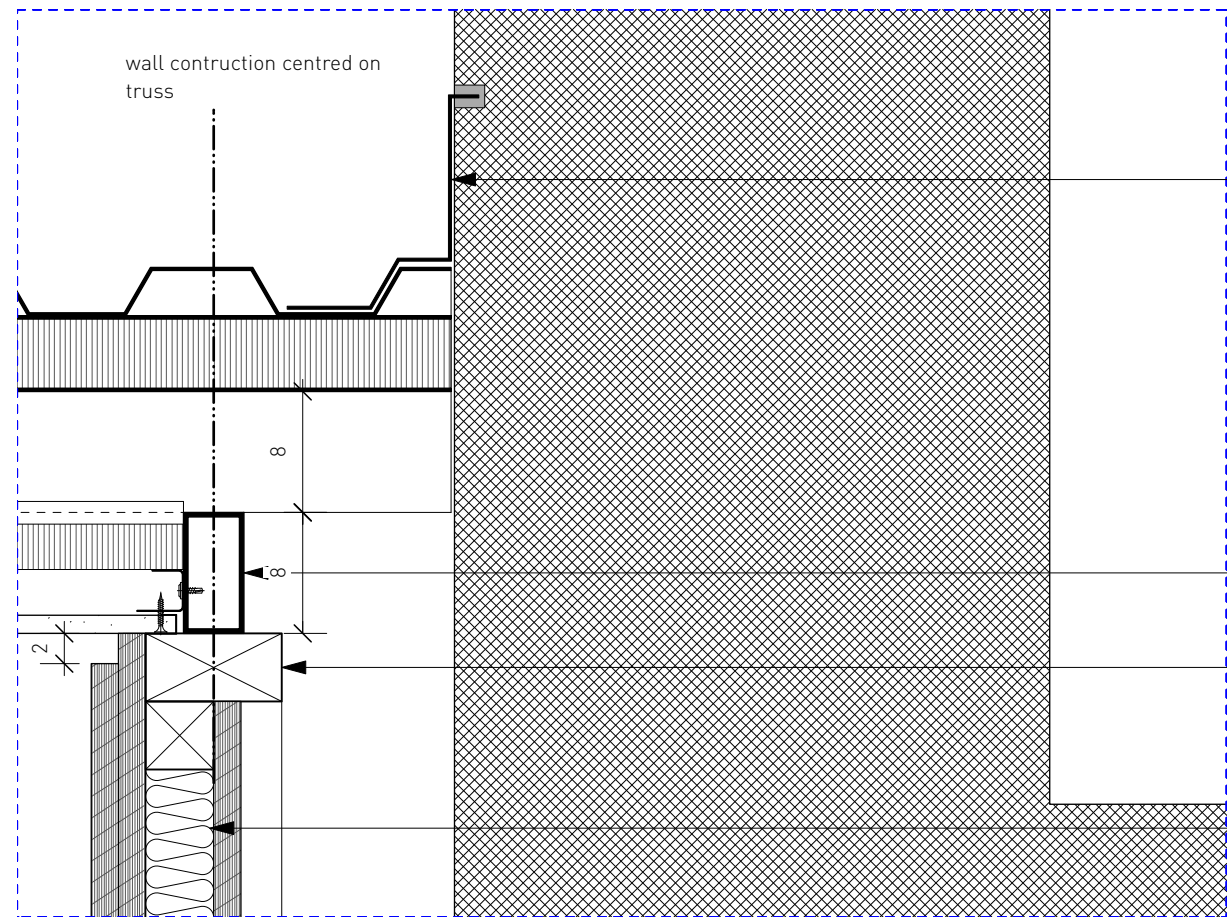
All dimensions are from structure to structure unless indicated otherwise. Elements of services indicated for coordination purposes. For full services layouts refer to Services Engineers drawings. Elements of structure indicated for coordination purposes. For full structure layouts refer to Structural Engineers drawings. Do not scale directly from drawing. All dimension to be checked on site prior to construction or fabrication of any elements. Any discrepancies between figured dimensions to be reported to architect for clarification prior to commencing work.

Revision: -
Date: -
Principal changes include:

Project MoL Nursery
Title Section Enlargements
Scale 1:5 @ A3
Date April, 2022
Status Tender
Number 042/T/402
Revision -

All dimensions are from structure to structure unless indicated otherwise. Elements of services indicated for coordination purposes. For full services layouts refer to Services Engineers drawings. Elements of structure indicated for coordination purposes. For full structure layouts refer to Structural Engineers drawings. Do not scale directly from drawing. All dimension to be checked on site prior to construction or fabrication of any elements. Any discrepancies between figured dimensions to be reported to architect for clarification prior to commencing work.

Revision: -
 Date: -
 Principal changes include:



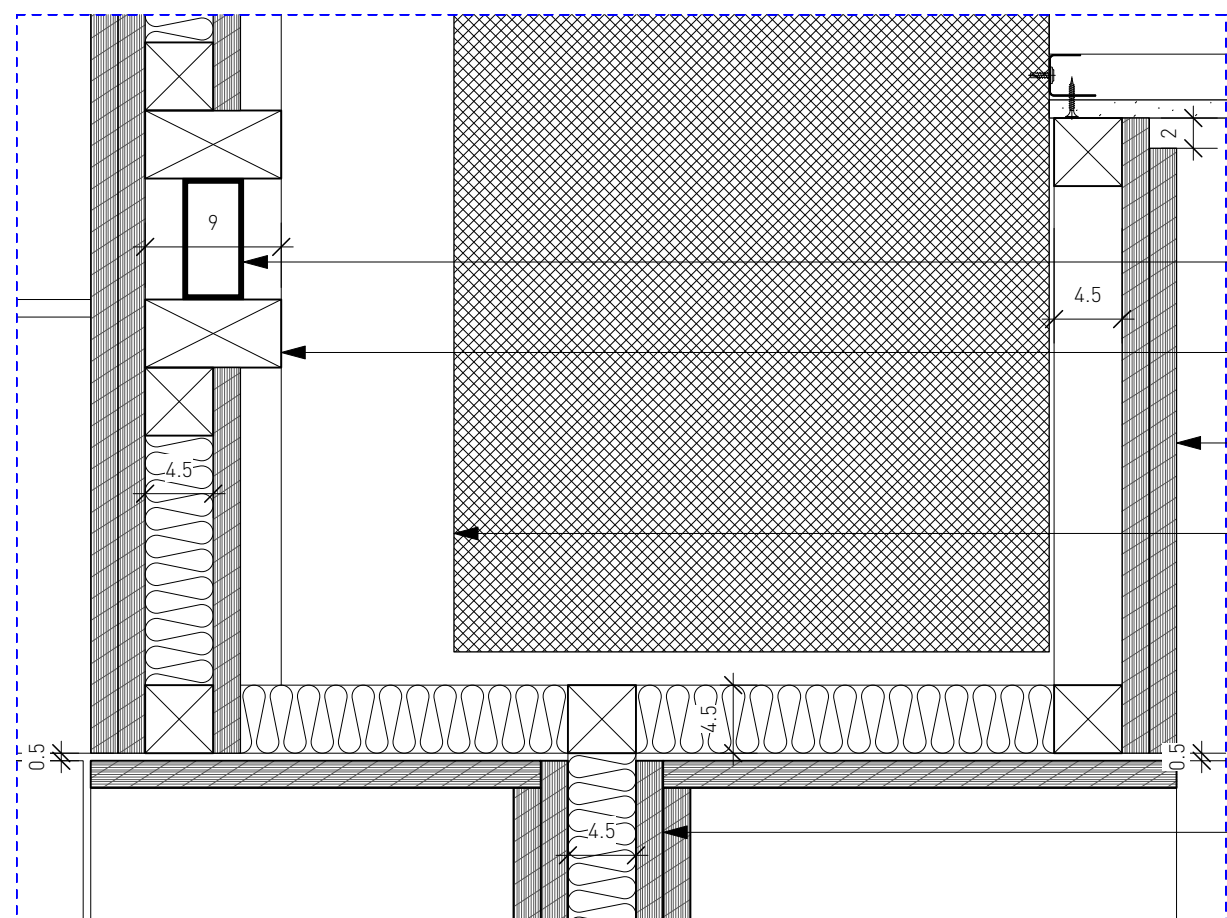
Flashing detail to manufacturer's recommendations, shop drawings required to approval

4x8cm existing truss

9x4.5cm softwood stud centred on truss

Rockwool thermal insulation between SW studs

1 Detail
 Scale: 1:5



4x8cm existing truss

9x4.5cm softwood stud centred on truss

18mm WBP Birch faced plywood

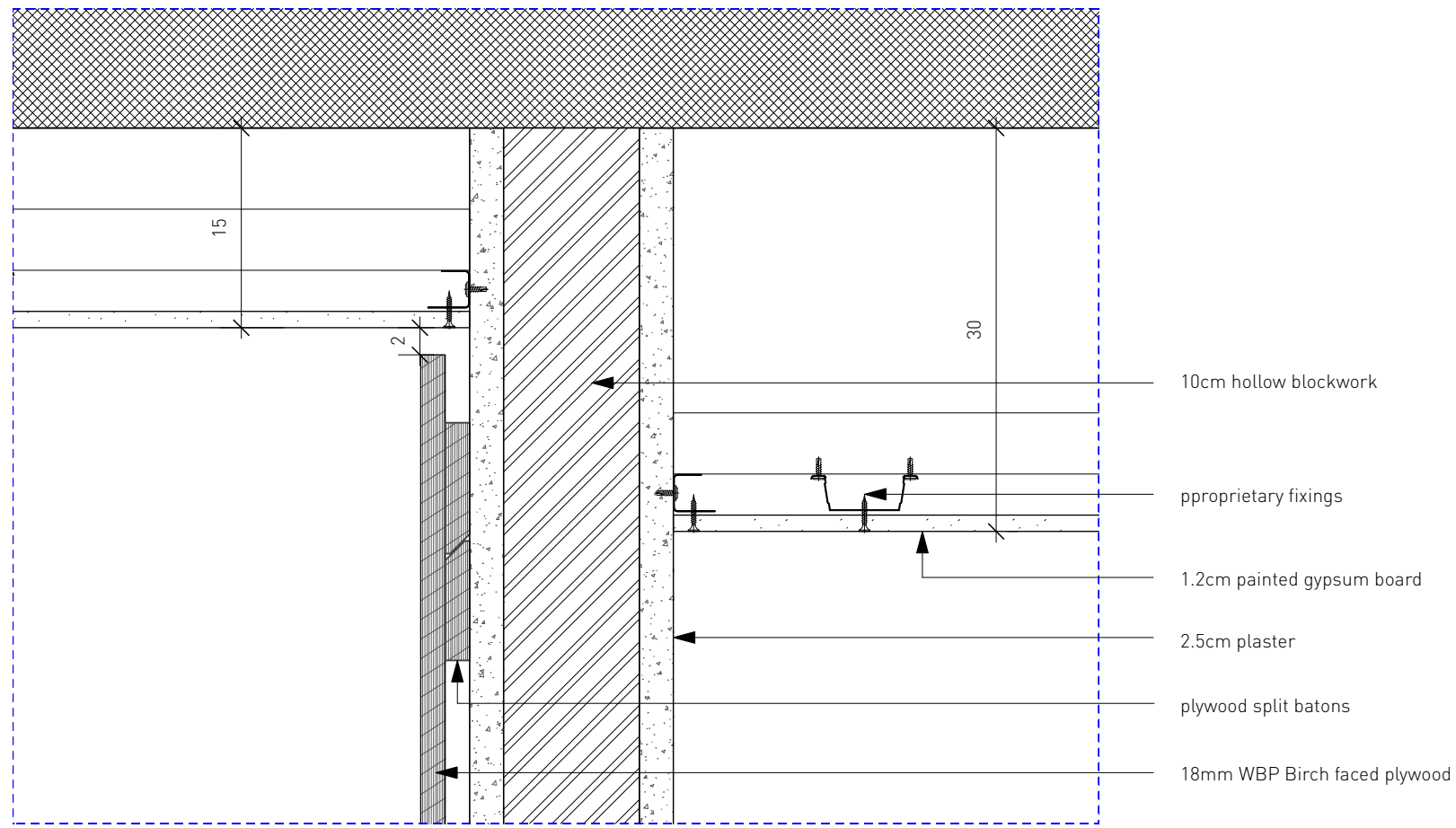
existing external wall

18mm WBP plywood

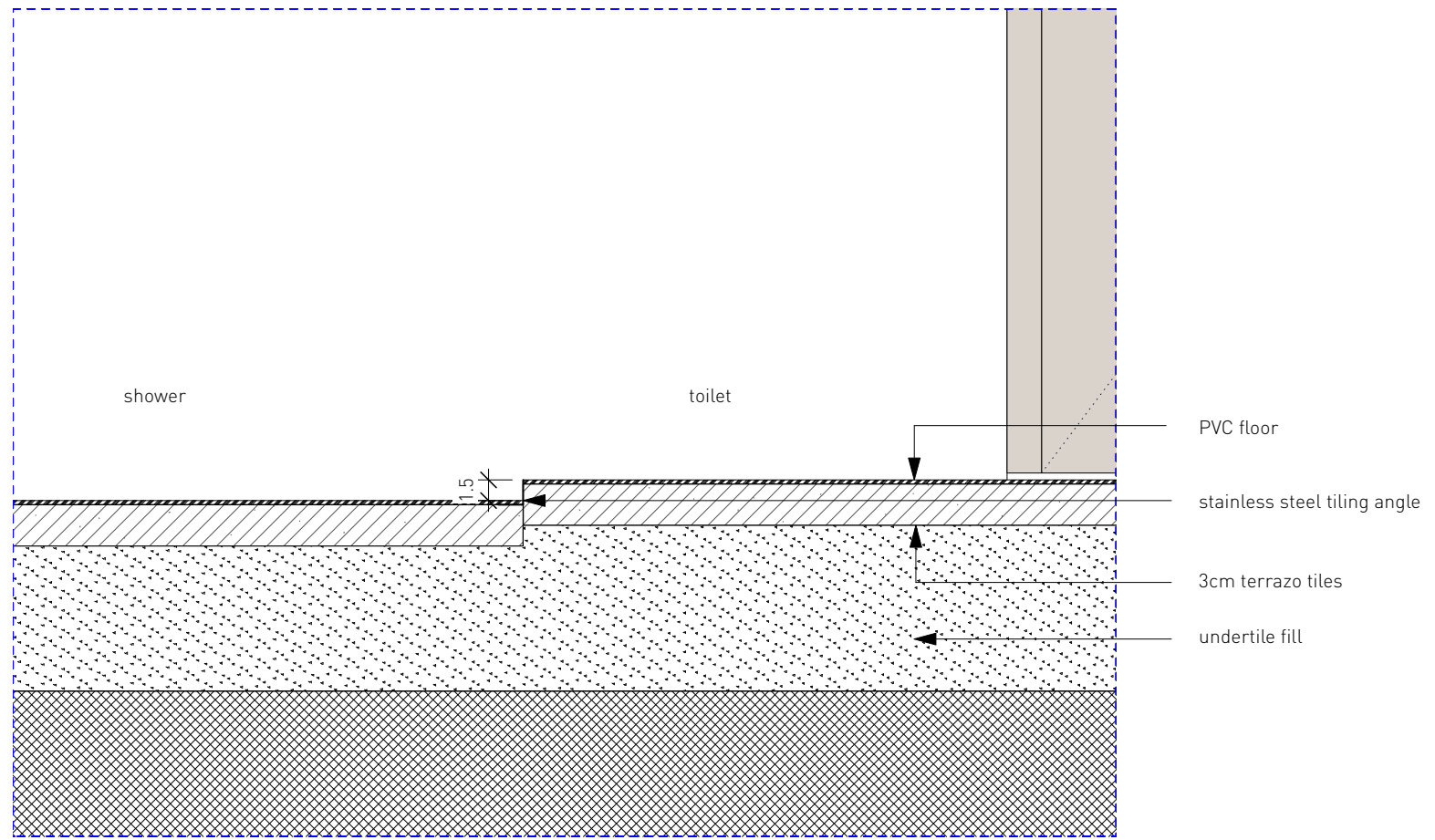
2 Detail
 Scale: 1:5

Project MoL Nursery
Title Section Enlargements
Scale 1:5 @ A3
Date April, 2022
Status Tender
Number 042/T/403
Revision -

All dimensions are from structure to structure unless indicated otherwise. Elements of services indicated for coordination purposes. For full services layouts refer to Services Engineers drawings. Elements of structure indicated for coordination purposes. For full structure layouts refer to Structural Engineers drawings. Do not scale directly from drawing. All dimension to be checked on site prior to construction or fabrication of any elements. Any discrepancies between figured dimensions to be reported to architect for clarification prior to commencing work.



1 Detail
Scale: 1:5



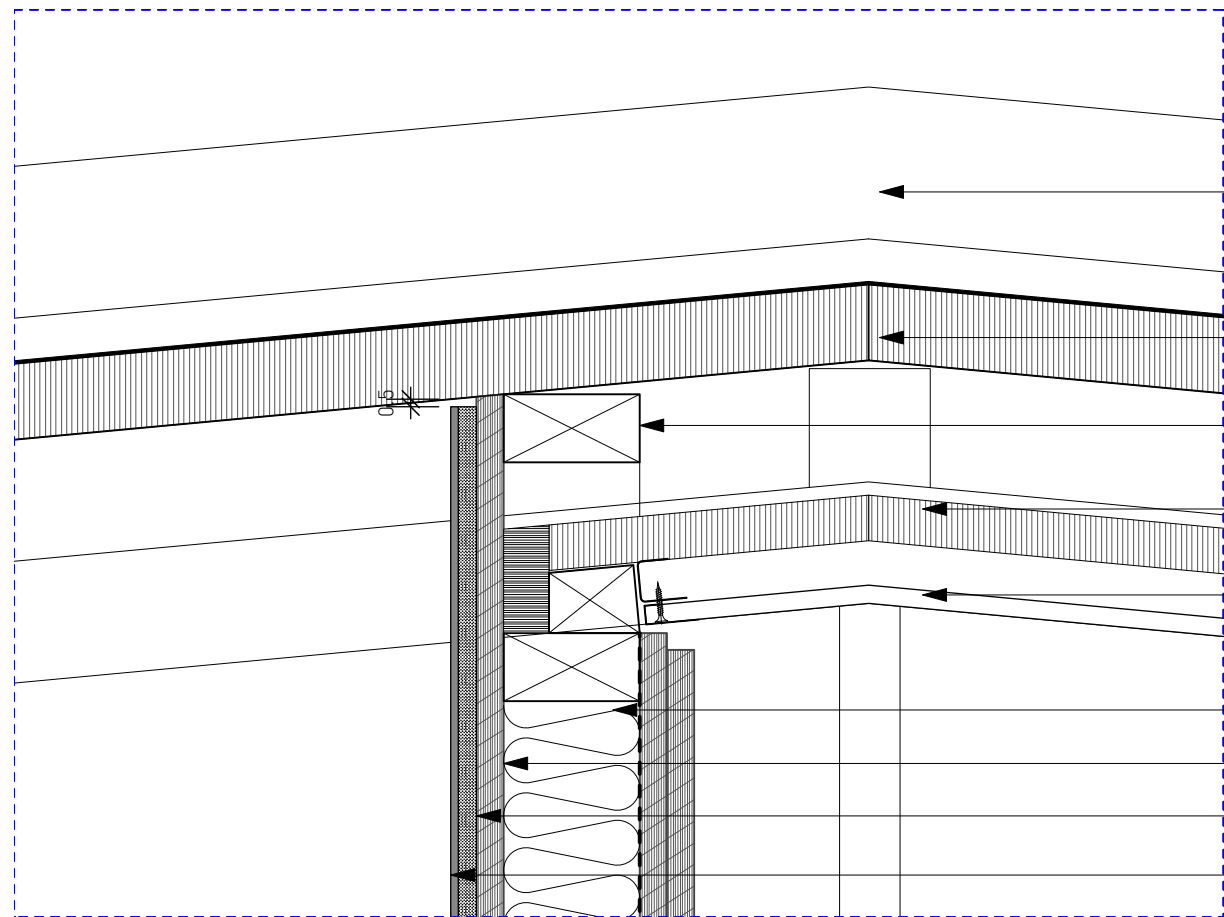
2 Detail
Scale: 1:5

Revision: -
Date: -
Principal changes include:

Project MoL Nursery
Title Section Enlargements
Scale 1:5 @ A3
Date April, 2022
Status Tender
Number 042/T/404
Revision -

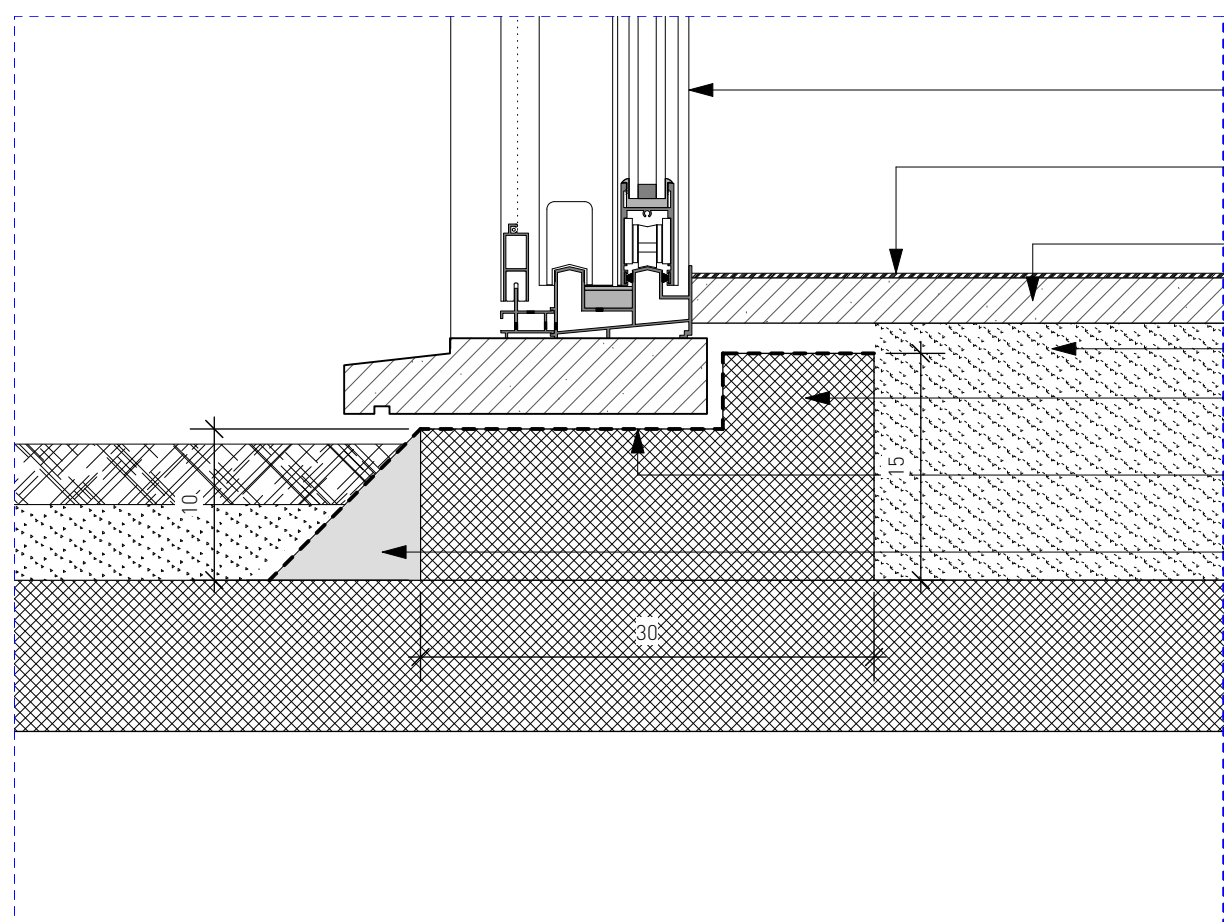
All dimensions are from structure to structure unless indicated otherwise. Elements of services indicated for coordination purposes. For full services layouts refer to Services Engineers drawings. Elements of structure indicated for coordination purposes. For full structure layouts refer to Structural Engineers drawings. Do not scale directly from drawing. All dimension to be checked on site prior to construction or fabrication of any elements. Any discrepancies between figured dimensions to be reported to architect for clarification prior to commencing work.

Revision: -
 Date: -
 Principal changes include:



- Flashing and ridge details to manufacturer's recommendations, shop drawings required to approval
- existing roof sandwich panel
- 9x4.5cm softwood stud
- 3cm rigid insulation
- 1.2cm painted plaster board
- Rockwool thermal insulation
- 18mm WBP plywood
- 12mm cement board
- Render system by Creative Concrete (colour to be approved)

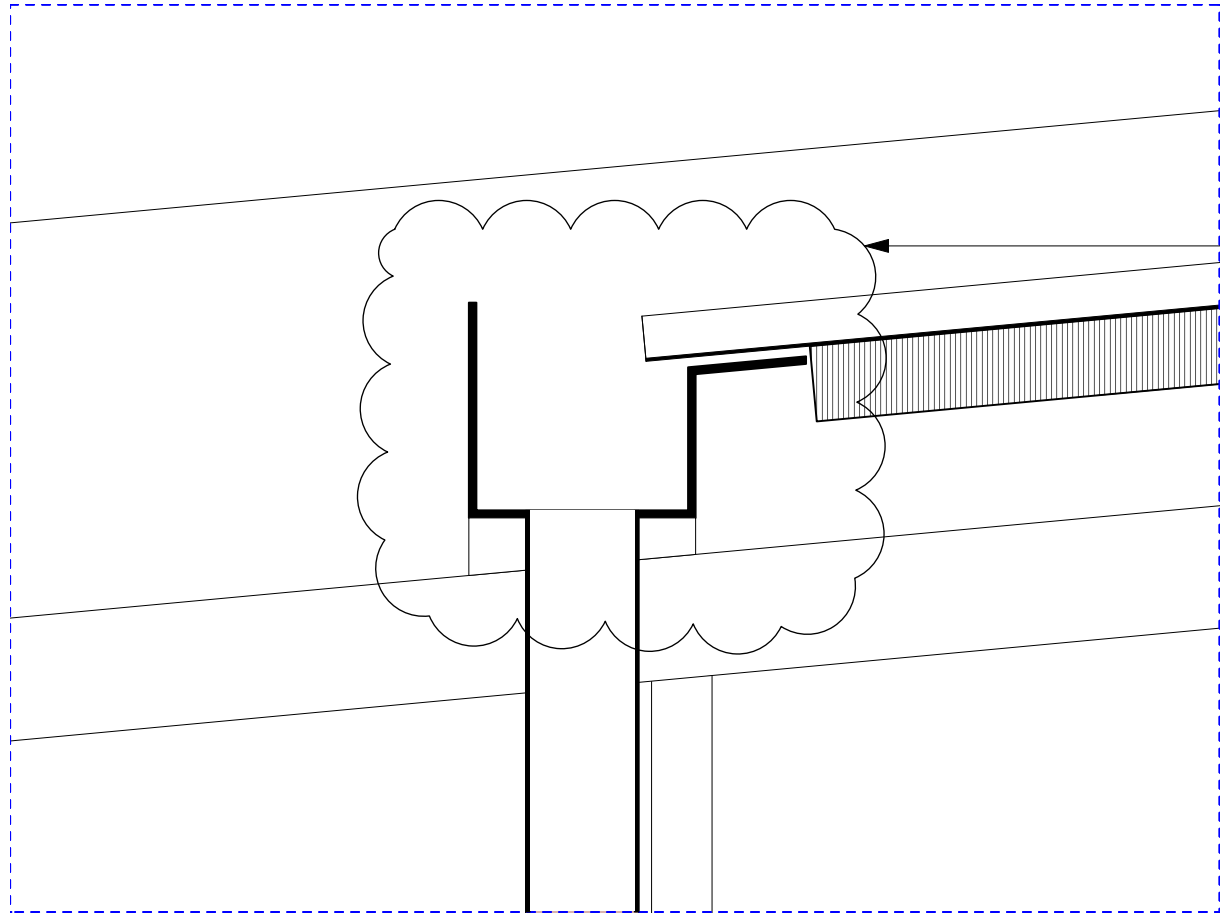
1 Detail
 Scale: 1:5



- aluminum window frame
- PVC floor
- 3cm terrazo tiles
- undertile fill
- reinforced concrete upstand
- cementitious waterproofing
- concrete fillet

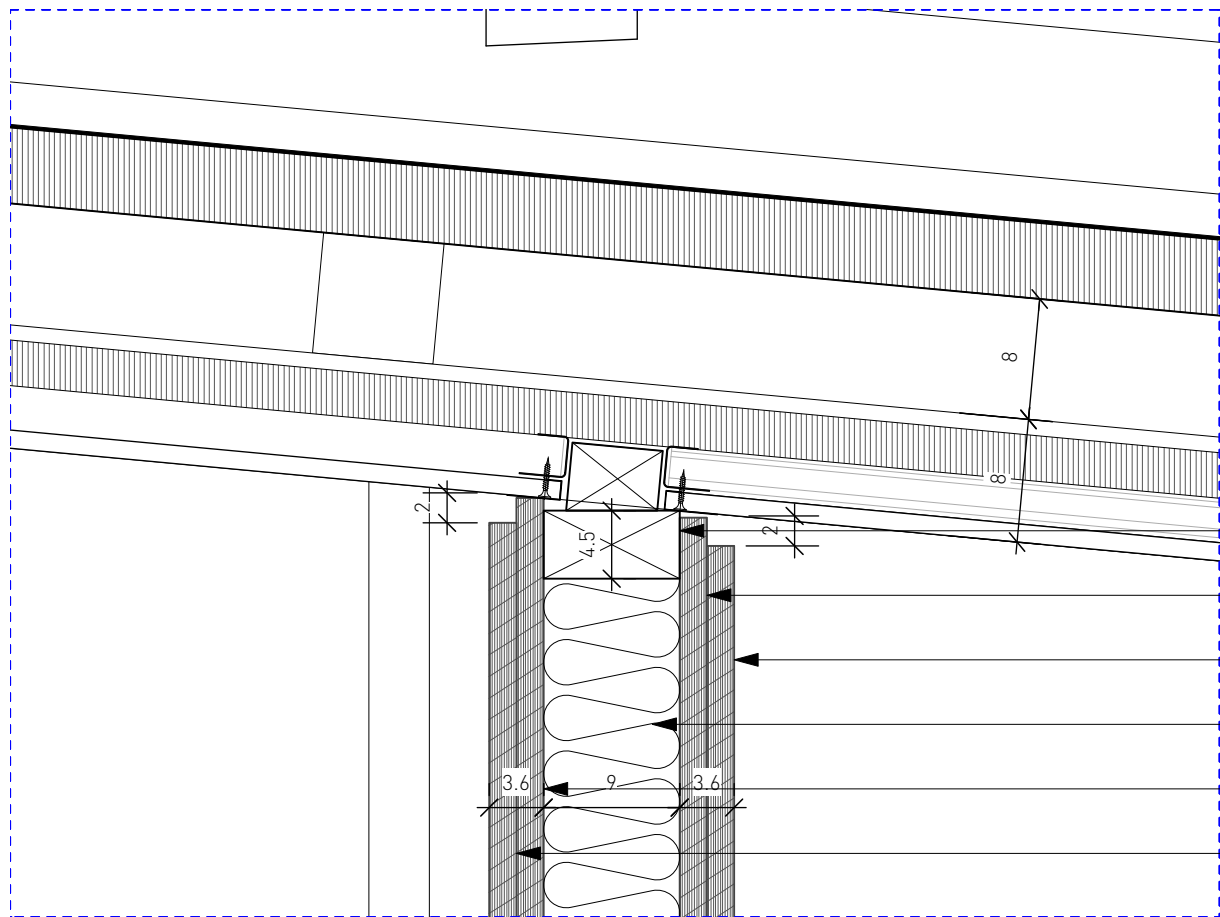
2 Detail
 Scale: 1:5

Project MoL Nursery
Title Section Enlargements
Scale 1:5 @ A3
Date April, 2022
Status Tender
Number 042/T/405
Revision -



gutter details to manufacturer's recommendations, shop drawings required to approval

1 Detail
Scale: 1:5



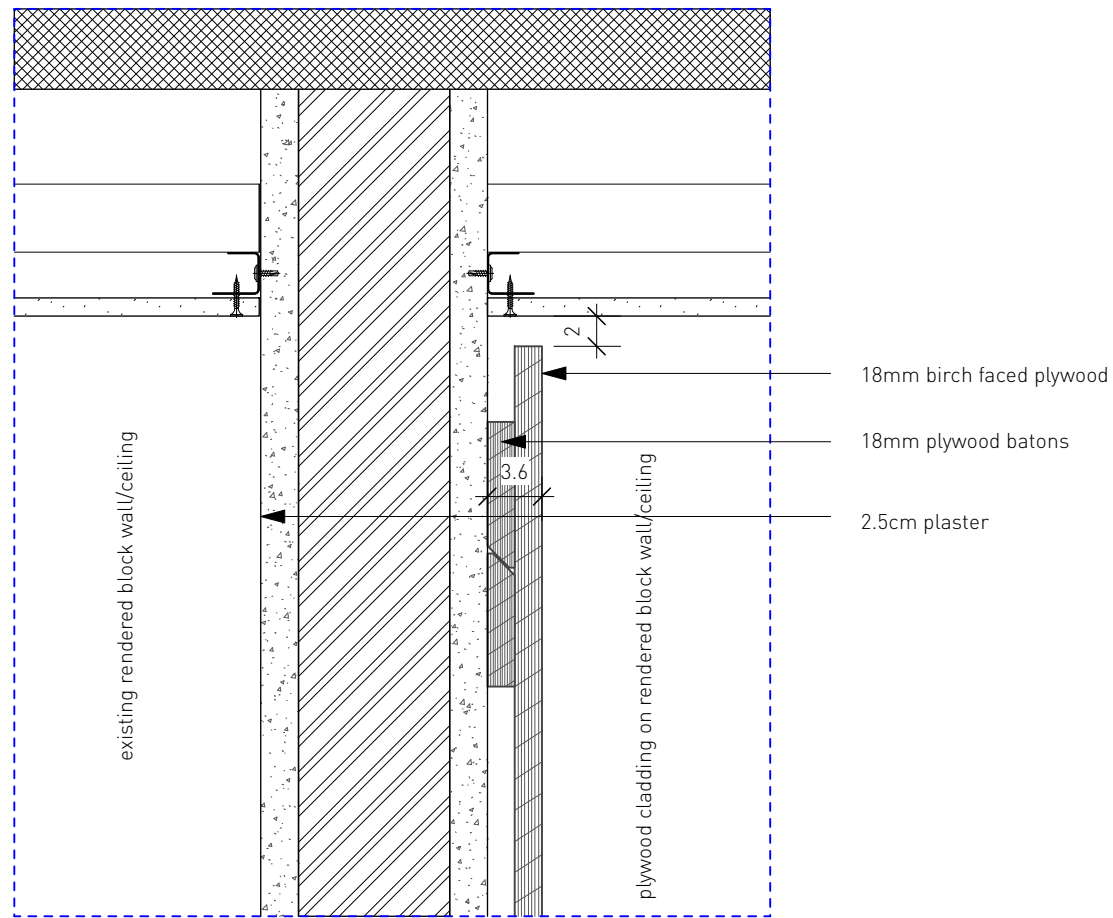
- 4.5x9cm softwood stud
- 18mm WBP plywood
- 18mm WBP Birch faced plywood
- Rockwool thermal insulation
- 18mm WBP plywood
- 18mm board (specs tbc)

2 Detail
Scale: 1:5

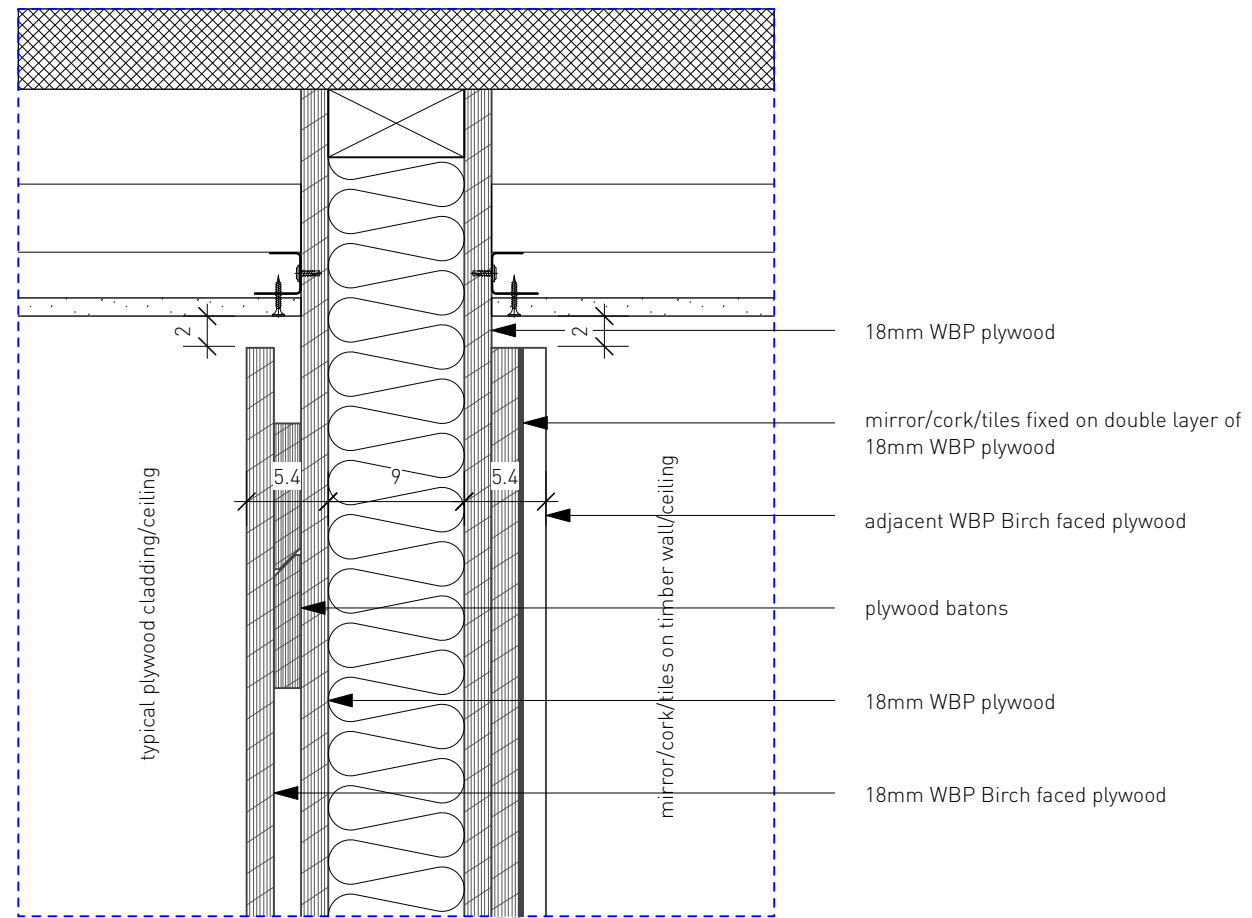
All dimensions are from structure to structure unless indicated otherwise. Elements of services indicated for coordination purposes. For full services layouts refer to Services Engineers drawings. Elements of structure indicated for coordination purposes. For full structure layouts refer to Structural Engineers drawings. Do not scale directly from drawing. All dimension to be checked on site prior to construction or fabrication of any elements. Any discrepancies between figured dimensions to be reported to architect for clarification prior to commencing work.

Revision: -
Date: -
Principal changes include:

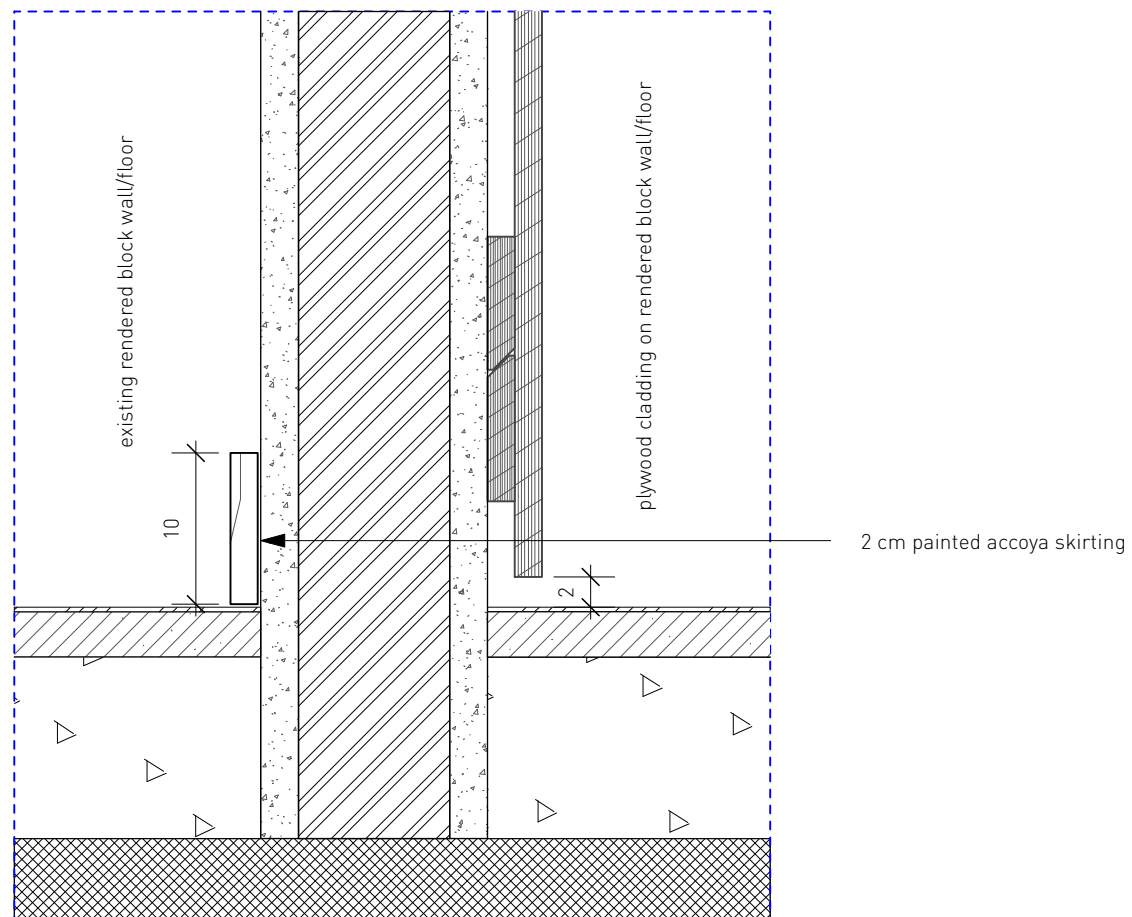
Project MoL Nursery
Title Section Enlargements
Scale 1:5 @ A3
Date April, 2022
Status Tender
Number 042/T/406
Revision -



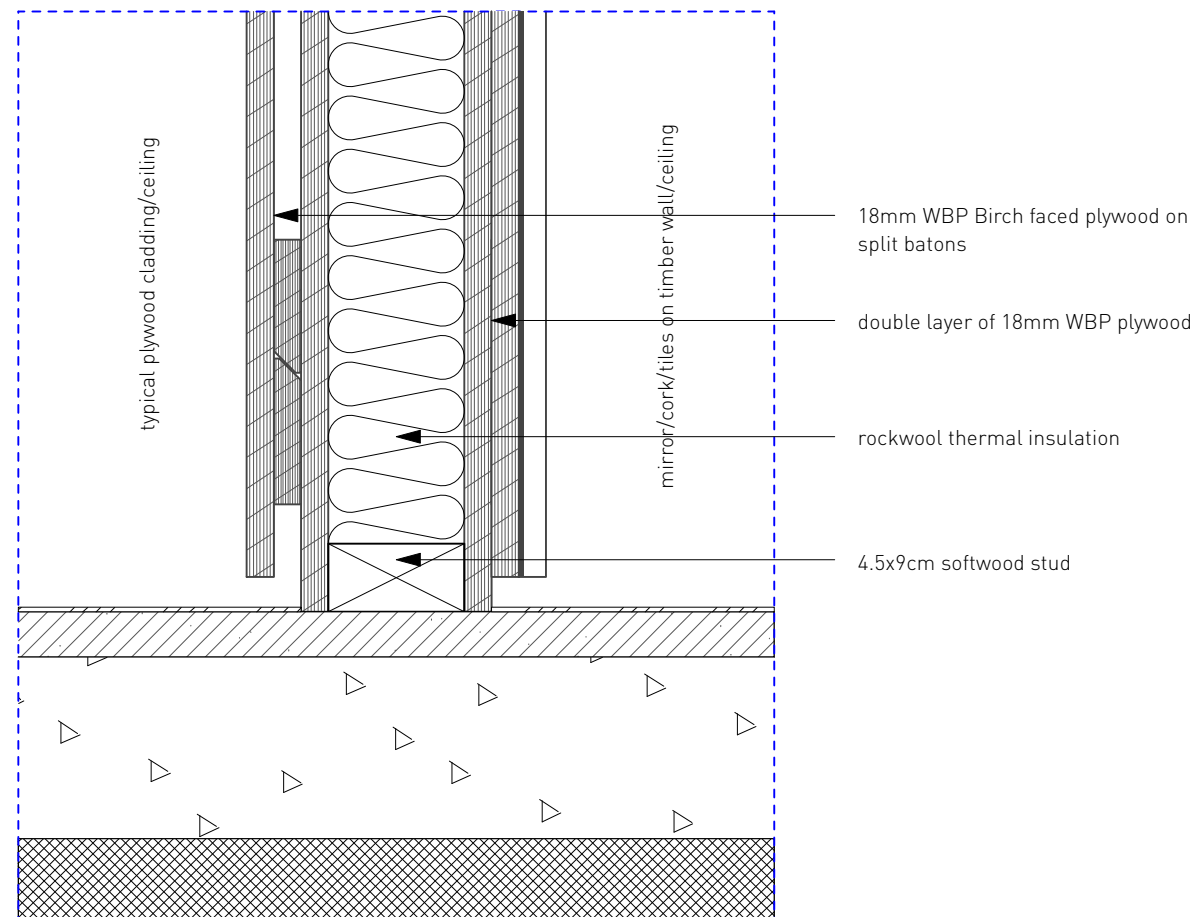
1 Detail
Scale: 1:5



3 Detail
Scale: 1:5



2 Detail
Scale: 1:5

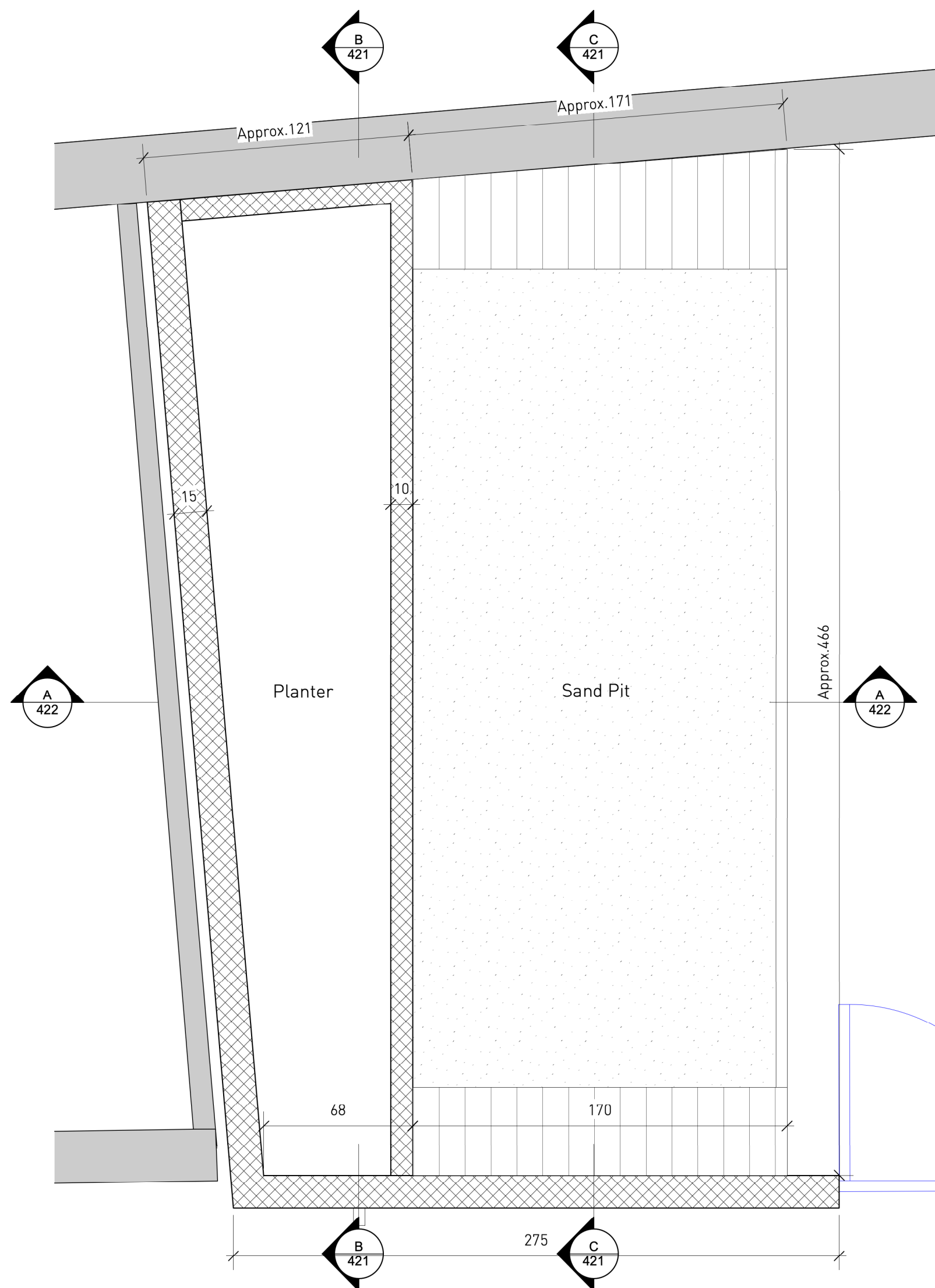


4 Detail
Scale: 1:5

All dimensions are from structure to structure unless indicated otherwise. Elements of services indicated for coordination purposes. For full services layouts refer to Services Engineers drawings. Elements of structure indicated for coordination purposes. For full structure layouts refer to Structural Engineers drawings. Do not scale directly from drawing. All dimension to be checked on site prior to construction or fabrication of any elements. Any discrepancies between figured dimensions to be reported to architect for clarification prior to commencing work.

Revision: -
Date: -
Principal changes include:

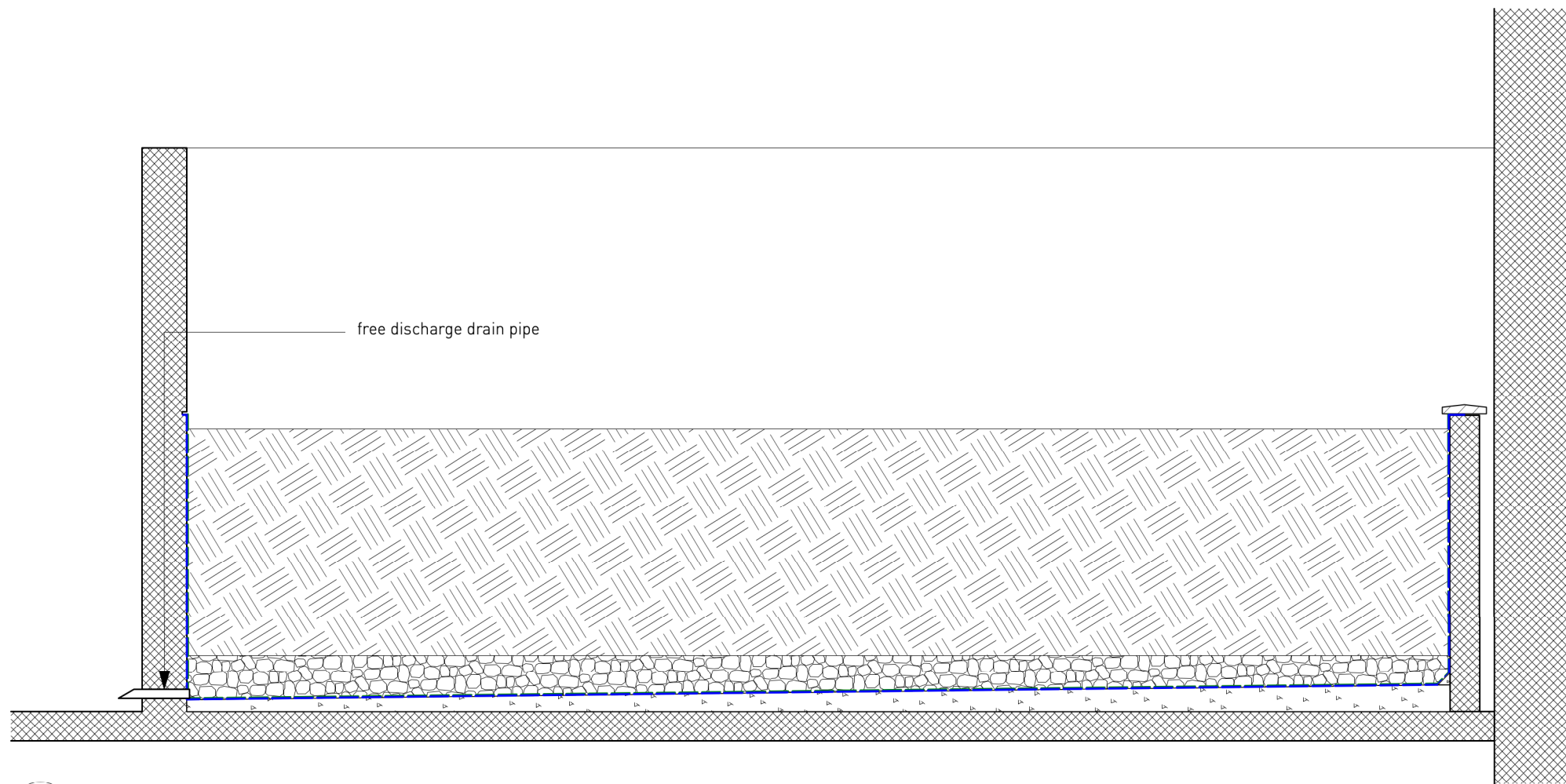
Project MoL Nursery
Title Typical wall details
Scale 1:5 @ A3
Date April, 2022
Status Tender
Number 042/T/407
Revision -



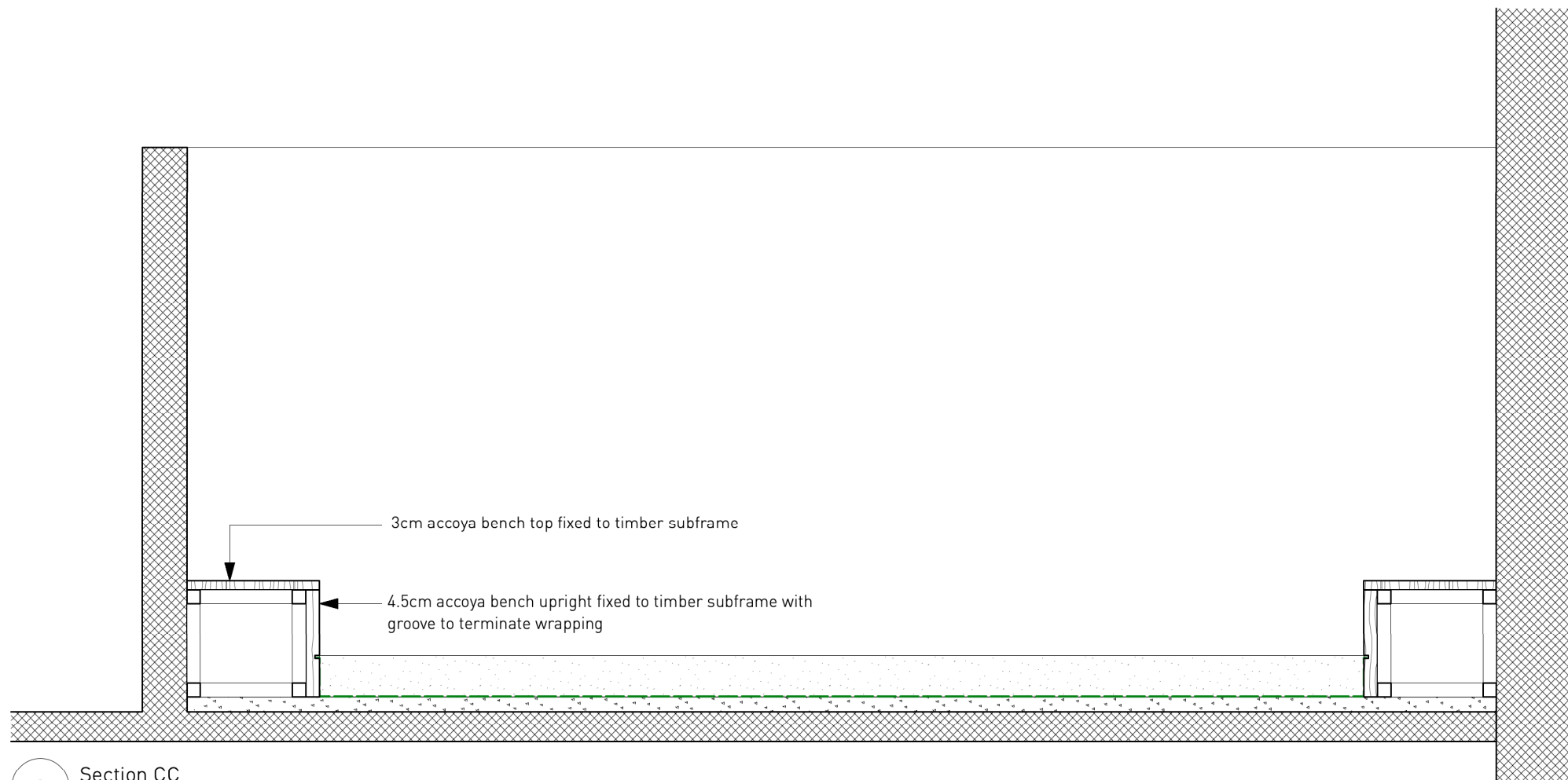
All dimensions are from structure to structure unless indicated otherwise. Elements of services indicated for coordination purposes. For full services layouts refer to Services Engineers drawings. Elements of structure indicated for coordination purposes. For full structure layouts refer to Structural Engineers drawings. Do not scale directly from drawing. All dimension to be checked on site prior to construction or fabrication of any elements. Any discrepancies between figured dimensions to be reported to architect for clarification prior to commencing work.

Revision:
Date:
Principal changes include:

Project	MoL Nursery
Title	Sand pit and Planter Enlargement
Scale	1:20 at A3
Date	April, 2022
Status	Tender
Number	042/T/420
Revision	-



1 Section BB
Scale: 1:20



2 Section CC
Scale: 1:20

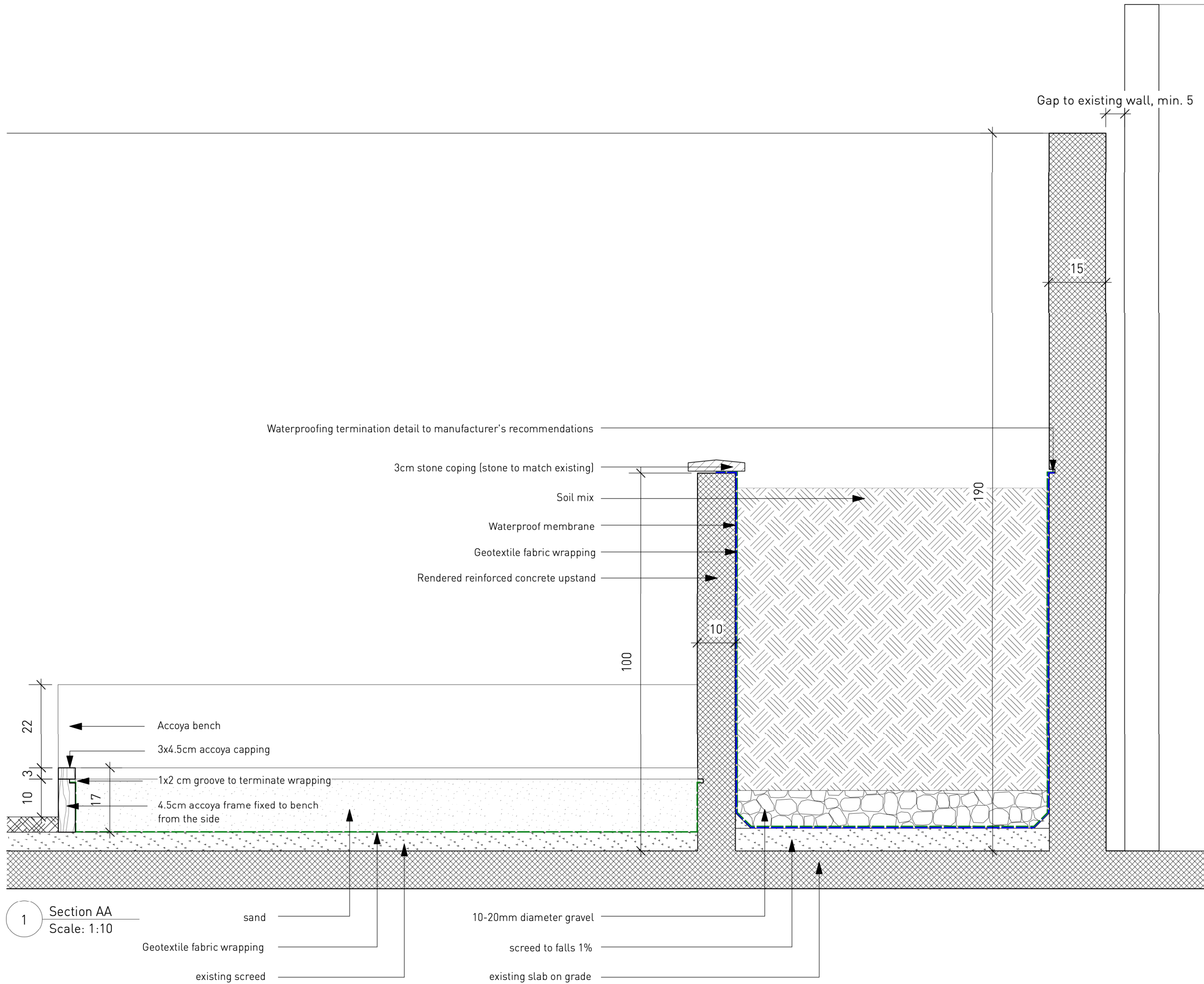
All dimensions are from structure to structure unless indicated otherwise. Elements of services indicated for coordination purposes. For full services layouts refer to Services Engineers drawings. Elements of structure indicated for coordination purposes. For full structure layouts refer to Structural Engineers drawings. Do not scale directly from drawing. All dimension to be checked on site prior to construction or fabrication of any elements. Any discrepancies between figured dimensions to be reported to architect for clarification prior to commencing work.

Revision:
Date:
Principal changes include:

Project MoL Nursery
Title Sand pit sections B,C
Scale 1:20 at A3
Date April, 2022
Status Tender
Number 042/T/421
Revision -

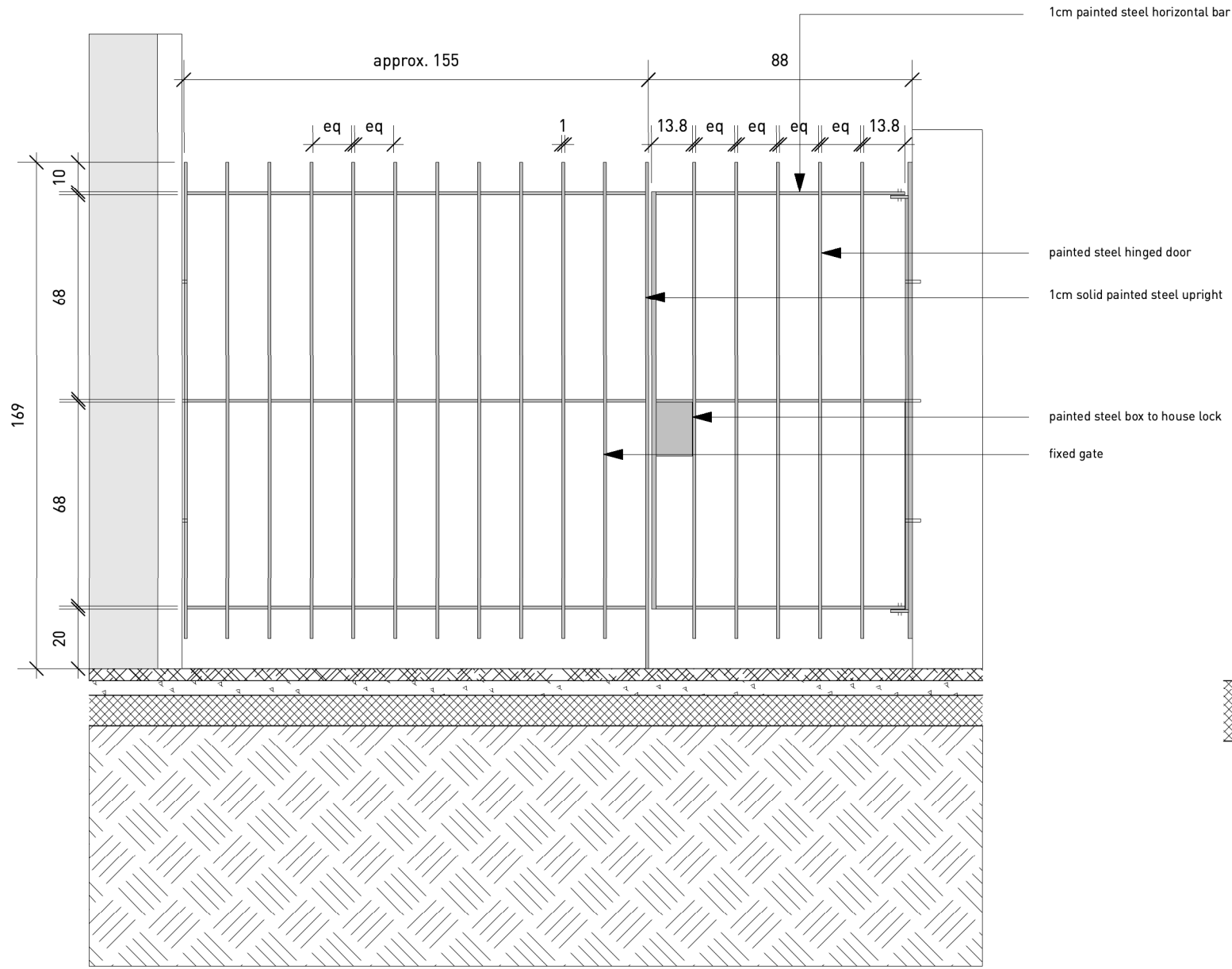
All dimensions are from structure to structure unless indicated otherwise. Elements of services indicated for coordination purposes. For full services layouts refer to Services Engineers drawings. Elements of structure indicated for coordination purposes. For full structure layouts refer to Structural Engineers drawings. Do not scale directly from drawing. All dimension to be checked on site prior to construction or fabrication of any elements. Any discrepancies between figured dimensions to be reported to architect for clarification prior to commencing work.

Revision:
Date:
Principal changes include:

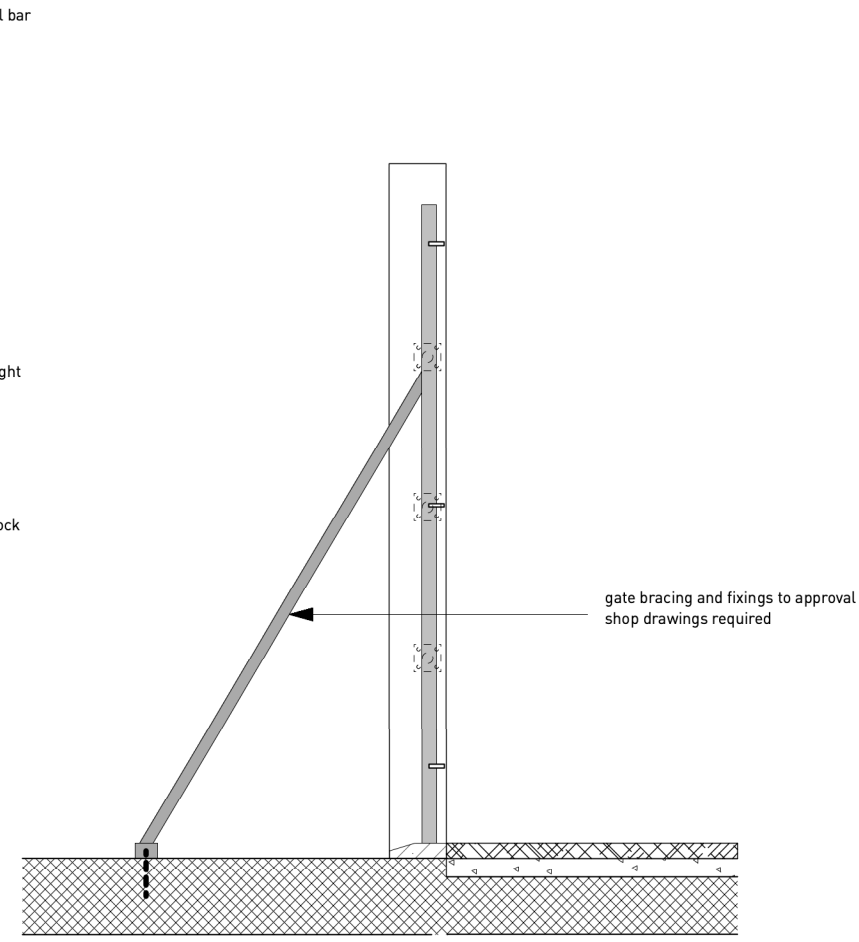


Project MoL Nursery
Title Sand pit and Planter detail
Scale 1:10 at A3
Date April, 2022
Status Tender
Number 042/T/422
Revision -

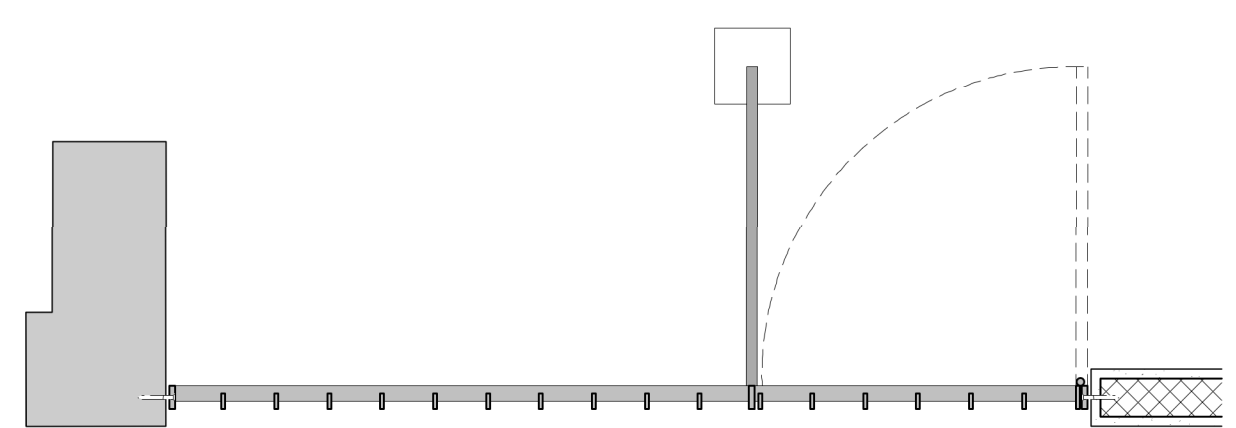
NB
Fabrication drawings required to approval



1 Railing Elevation
Scale: 1:20



3 Railing Section
Scale: 1:20



2 Railing Plan
Scale: 1:20

All dimensions are from structure to structure unless indicated otherwise. Elements of services indicated for coordination purposes. For full services layouts refer to Services Engineers drawings. Elements of structure indicated for coordination purposes. For full structure layouts refer to Structural Engineers drawings. Do not scale directly from drawing. All dimension to be checked on site prior to construction or fabrication of any elements. Any discrepancies between figured dimensions to be reported to architect for clarification prior to commencing work.

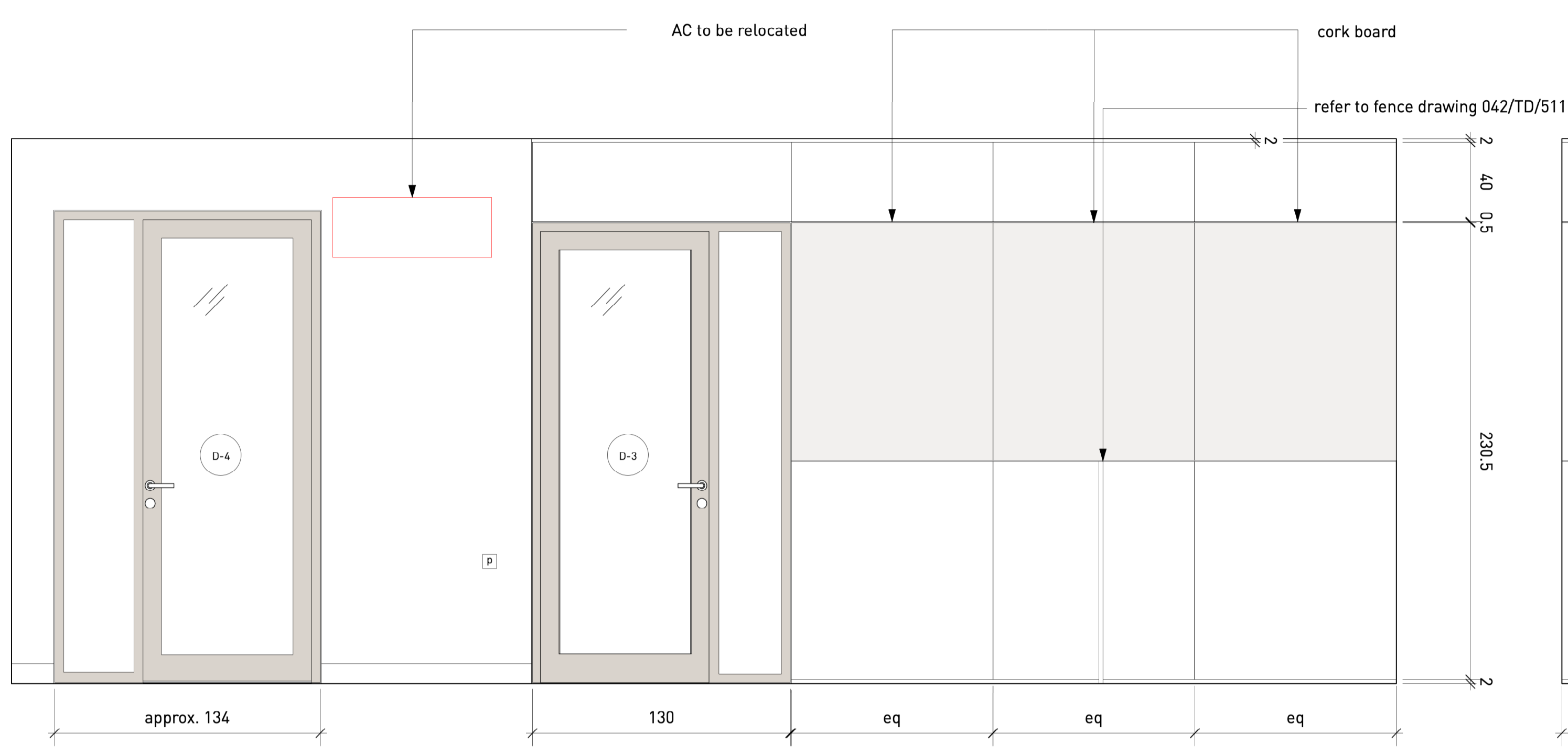
Revision:
Date:
Principal changes include:

Project MoL Nursery
Title Railing Enlargement
Scale 1:20 at A3
Date April, 2022
Status Tender
Number 042/T/423
Revision -

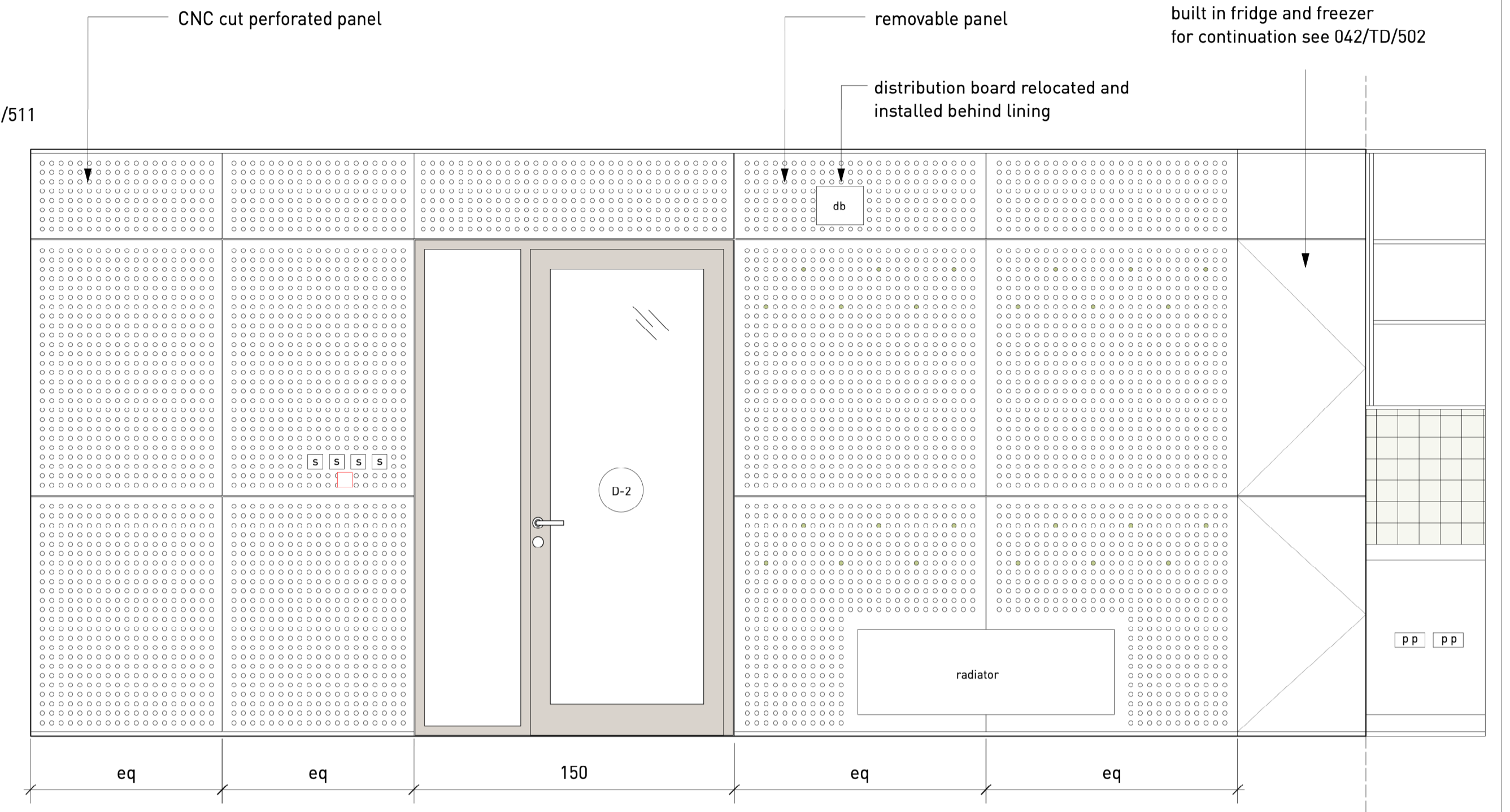
NB
 Unless noted, all internal linings and cupboards are 18mm first grade WBP birch faced plywood (minimum 13no. plies).
 Cupboards fabrication drawings required to approval

All dimensions are from structure to structure unless indicated otherwise. Elements of services indicated for coordination purposes. For full services layouts refer to Services Engineers drawings. Elements of structure indicated for coordination purposes. For full structure layouts refer to Structural Engineers drawings. Do not scale directly from drawing. All dimension to be checked on site prior to construction or fabrication of any elements. Any discrepancies between figured dimensions to be reported to architect for clarification prior to commencing work.

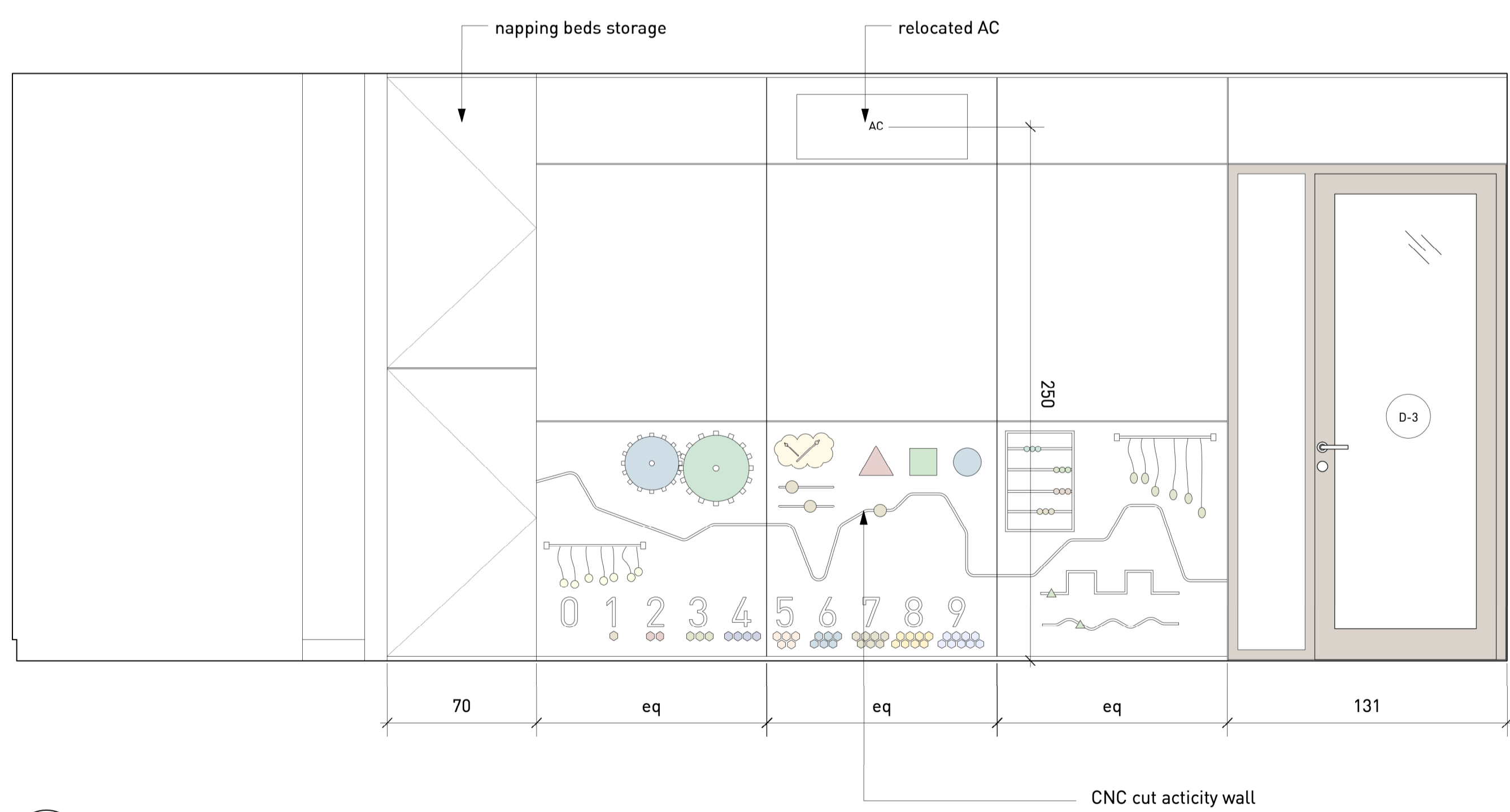
Revision:
 Date:
 Principal changes include:



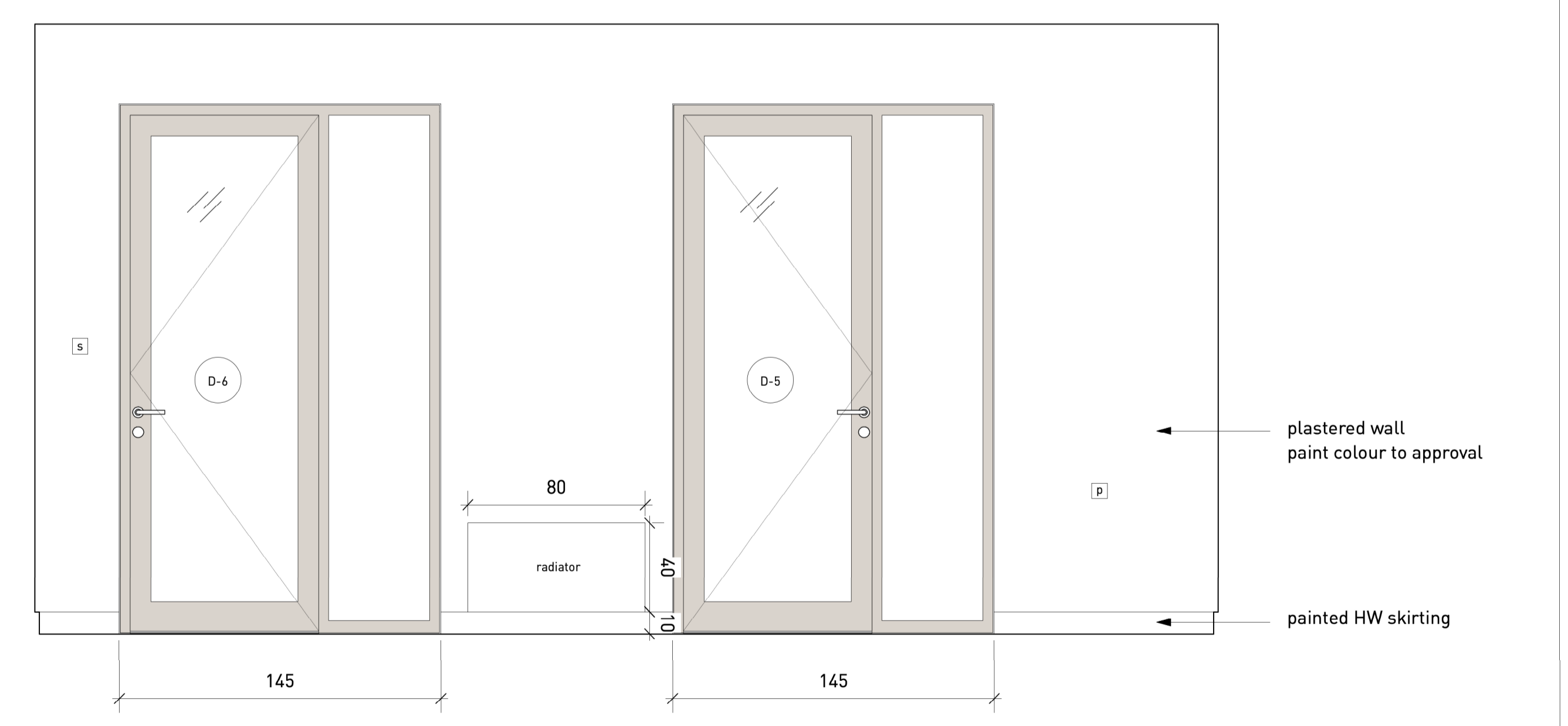
1 01 A
 Scale: 1:20



2 01 B
 Scale: 1:20



3 01 C
 Scale: 1:20

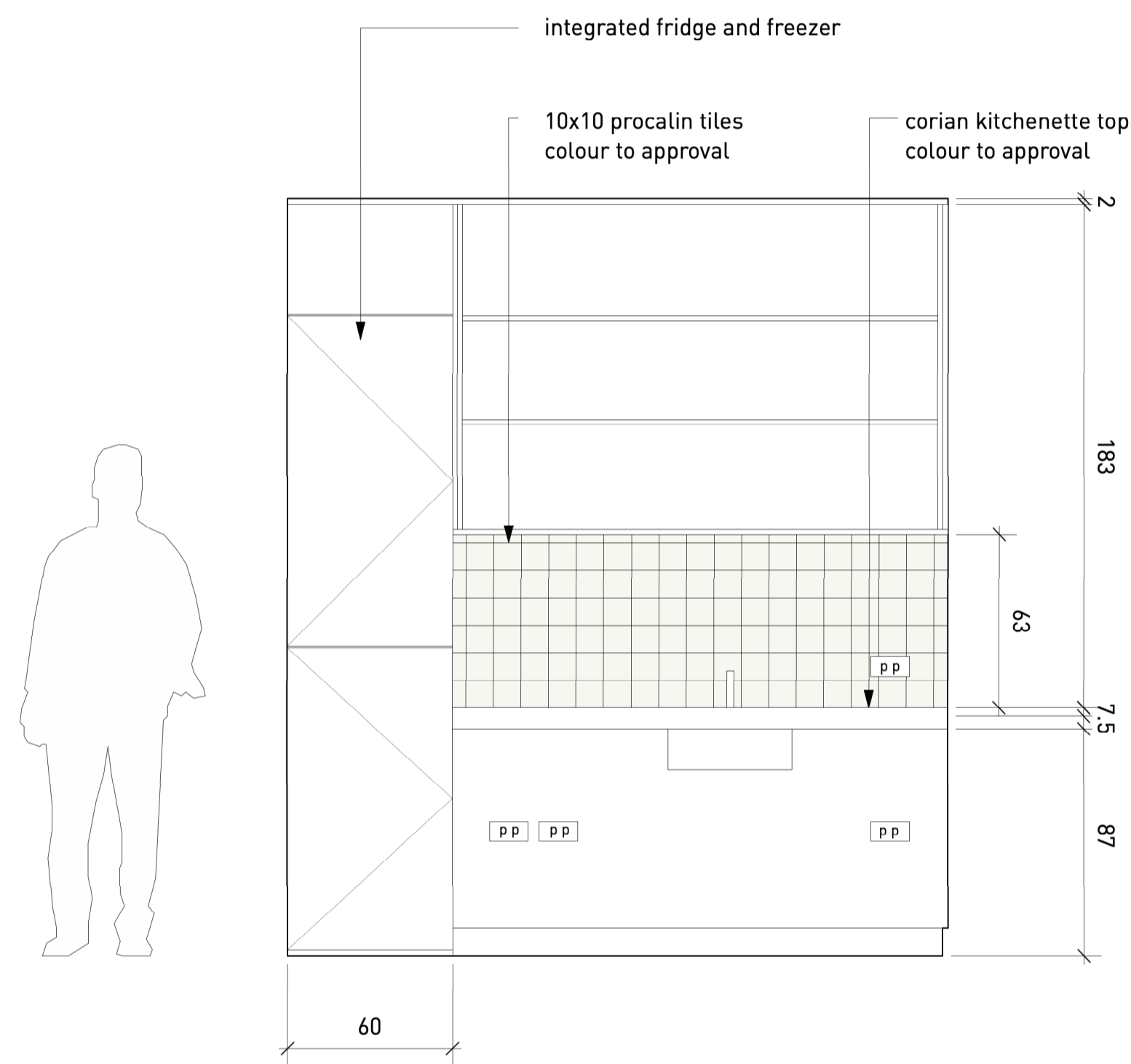
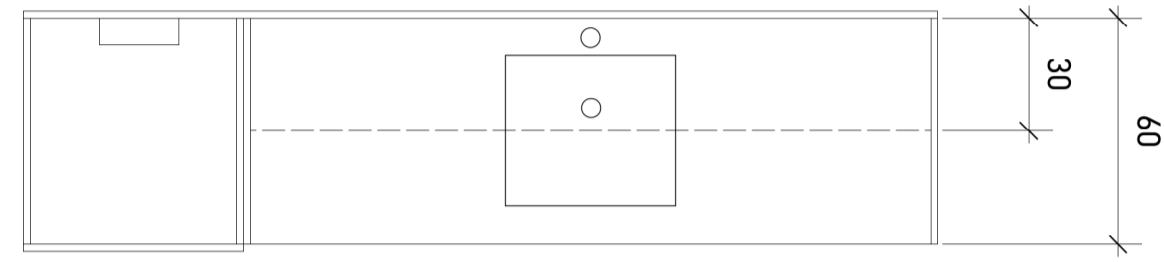


4 01 D
 Scale: 1:20

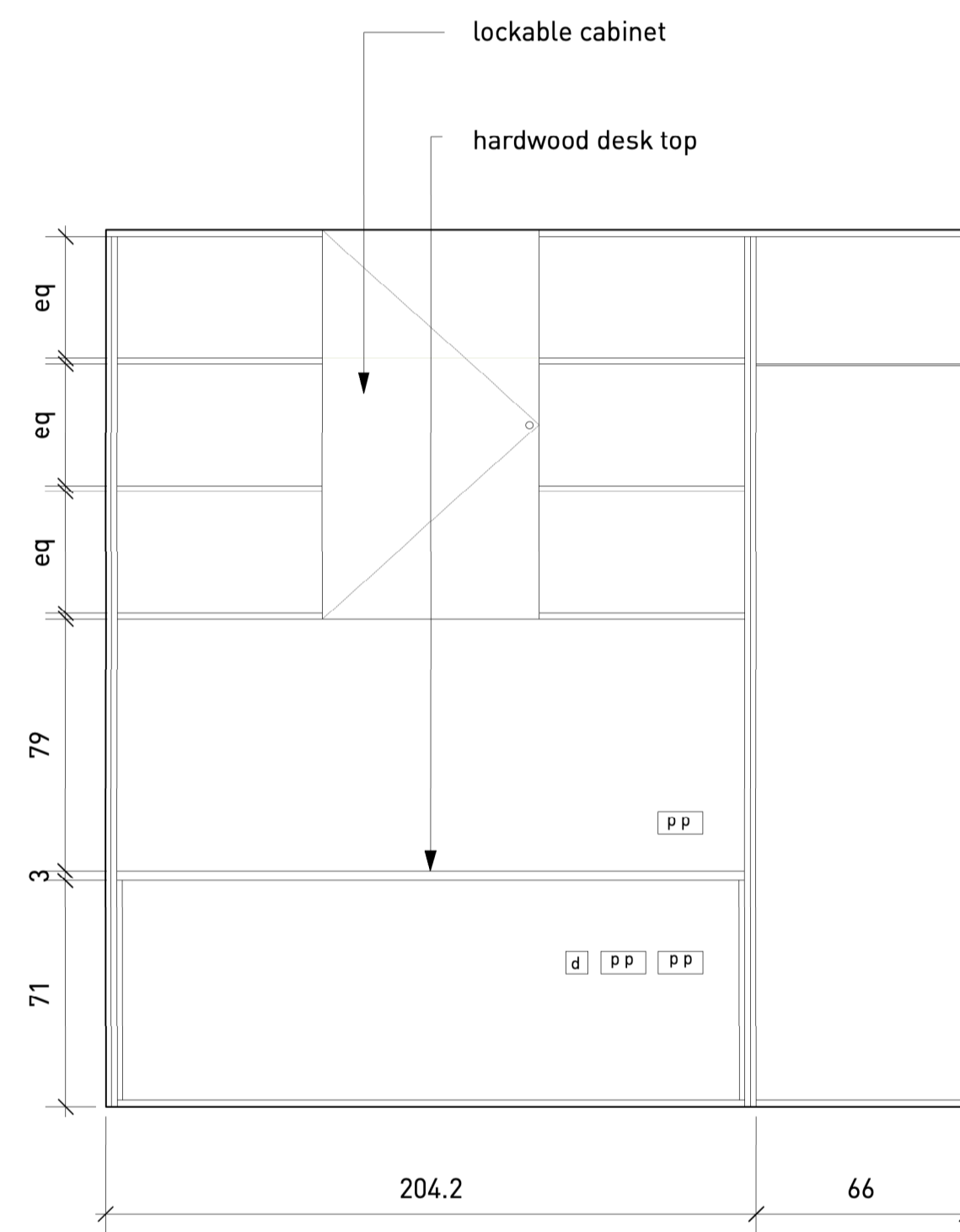
NB
 Unless noted, all internal linings and cupboards are 18mm first grade WBP birch faced plywood (minimum 13no. plies).
 Cupboards fabrication drawings required to approval

All dimensions are from structure to structure unless indicated otherwise. Elements of services indicated for coordination purposes. For full services layouts refer to Services Engineers drawings. Elements of structure indicated for coordination purposes. For full structure layouts refer to Structural Engineers drawings. Do not scale directly from drawing. All dimension to be checked on site prior to construction or fabrication of any elements. Any discrepancies between figured dimensions to be reported to architect for clarification prior to commencing work.

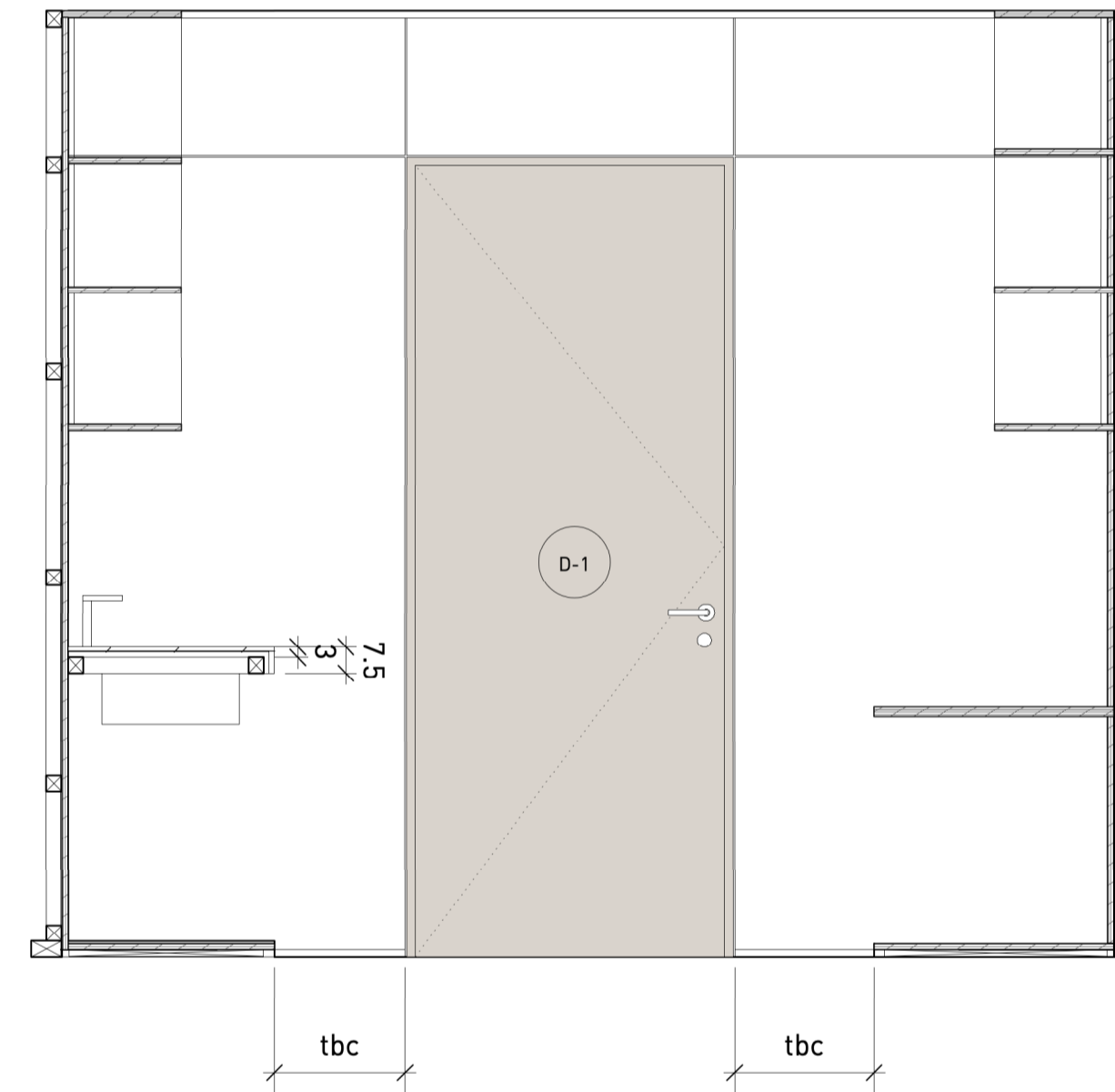
Revision:
 Date:
 Principal changes include:



1 **02 A Kitchenette**
 Scale: 1:20



2 **02 B Desk**
 Scale: 1:20

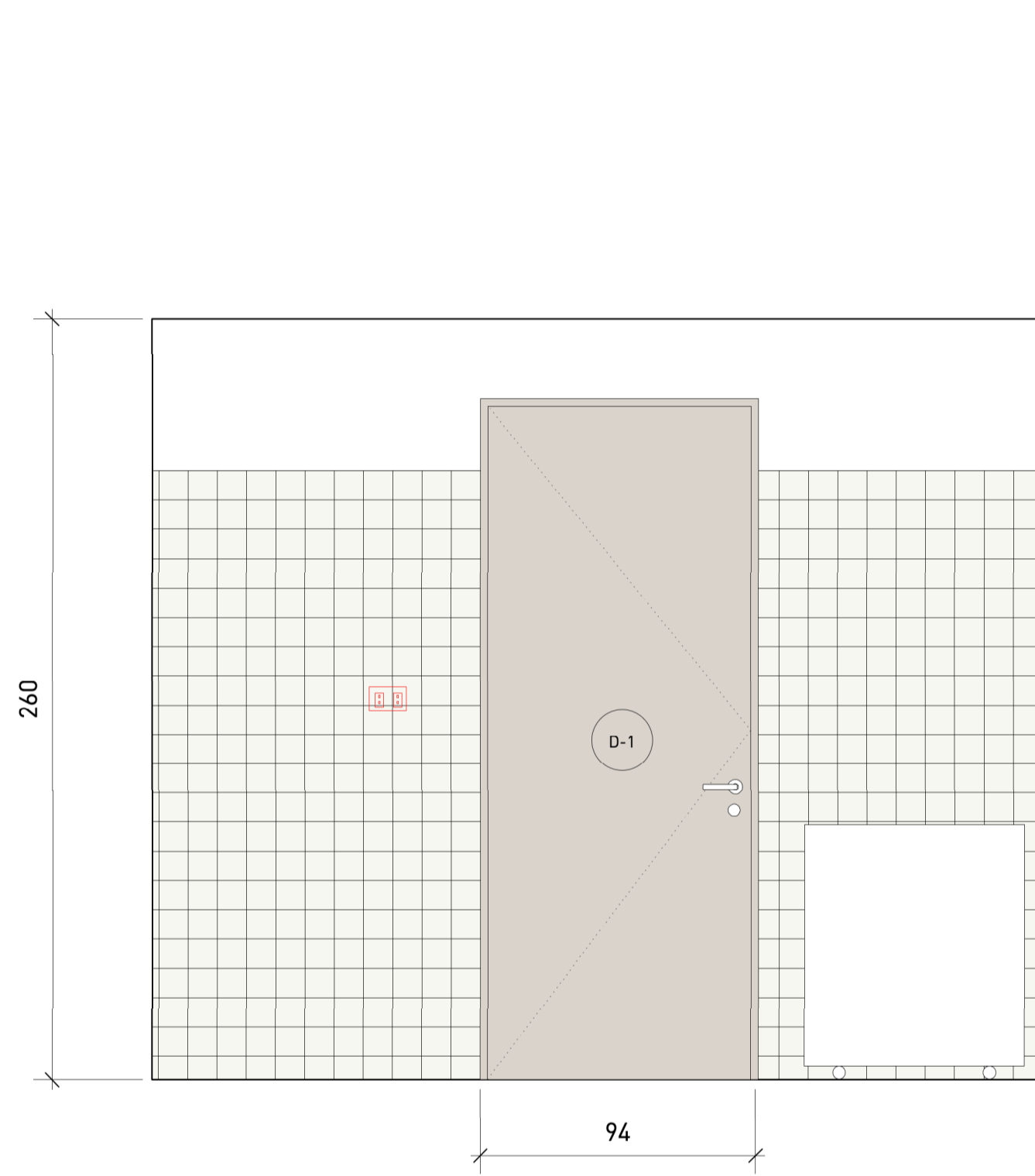


3 **02 C**
 Scale: 1:20

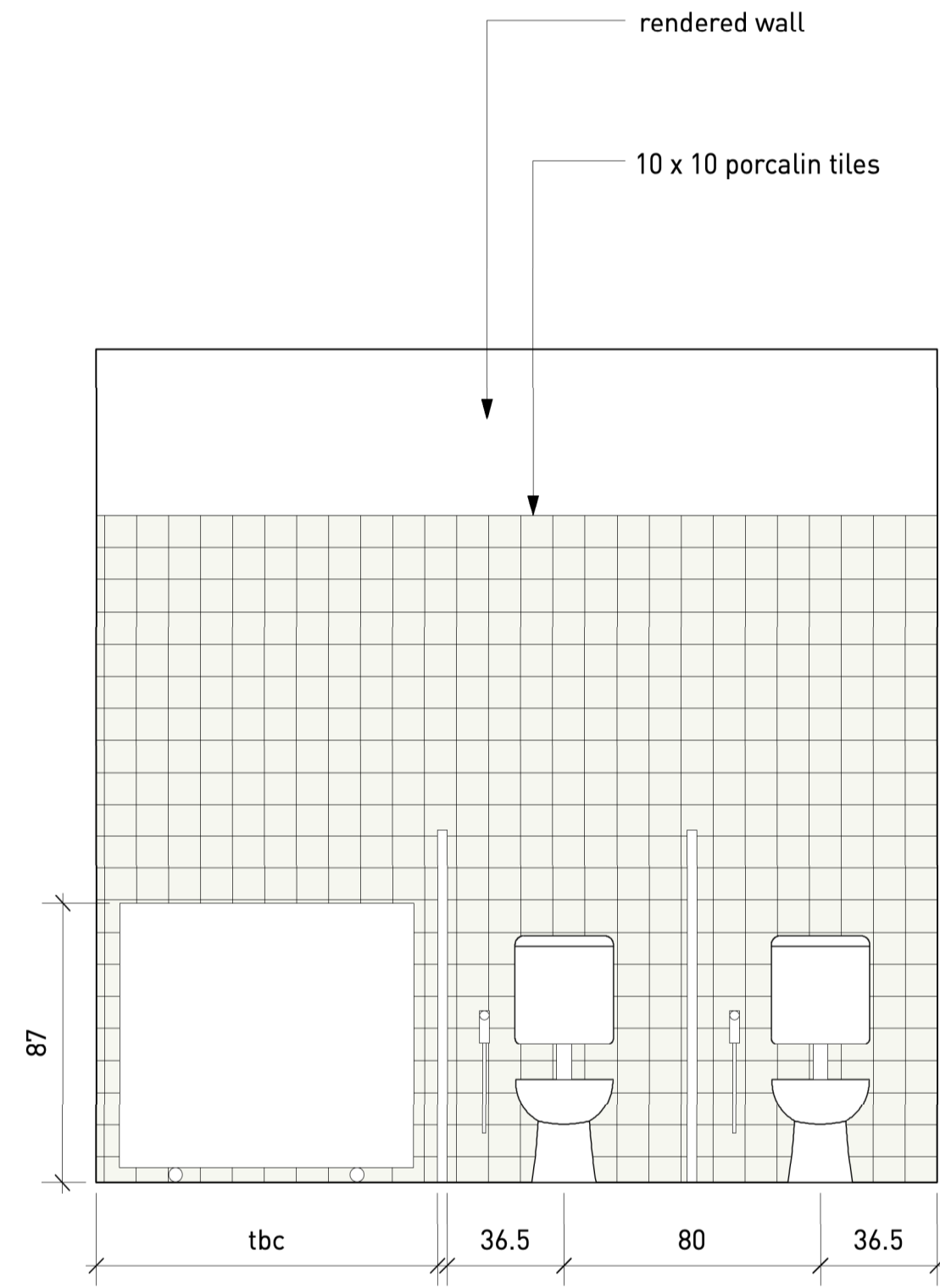
NB
 Unless noted, all internal linings and cupboards are 18mm first grade WBP birch faced plywood (minimum 13no. plies).
 Cupboards fabrication drawings required to approval

All dimensions are from structure to structure unless indicated otherwise. Elements of services indicated for coordination purposes. For full services layouts refer to Services Engineers drawings. Elements of structure indicated for coordination purposes. For full structure layouts refer to Structural Engineers drawings. Do not scale directly from drawing. All dimension to be checked on site prior to construction or fabrication of any elements. Any discrepancies between figured dimensions to be reported to architect for clarification prior to commencing work.

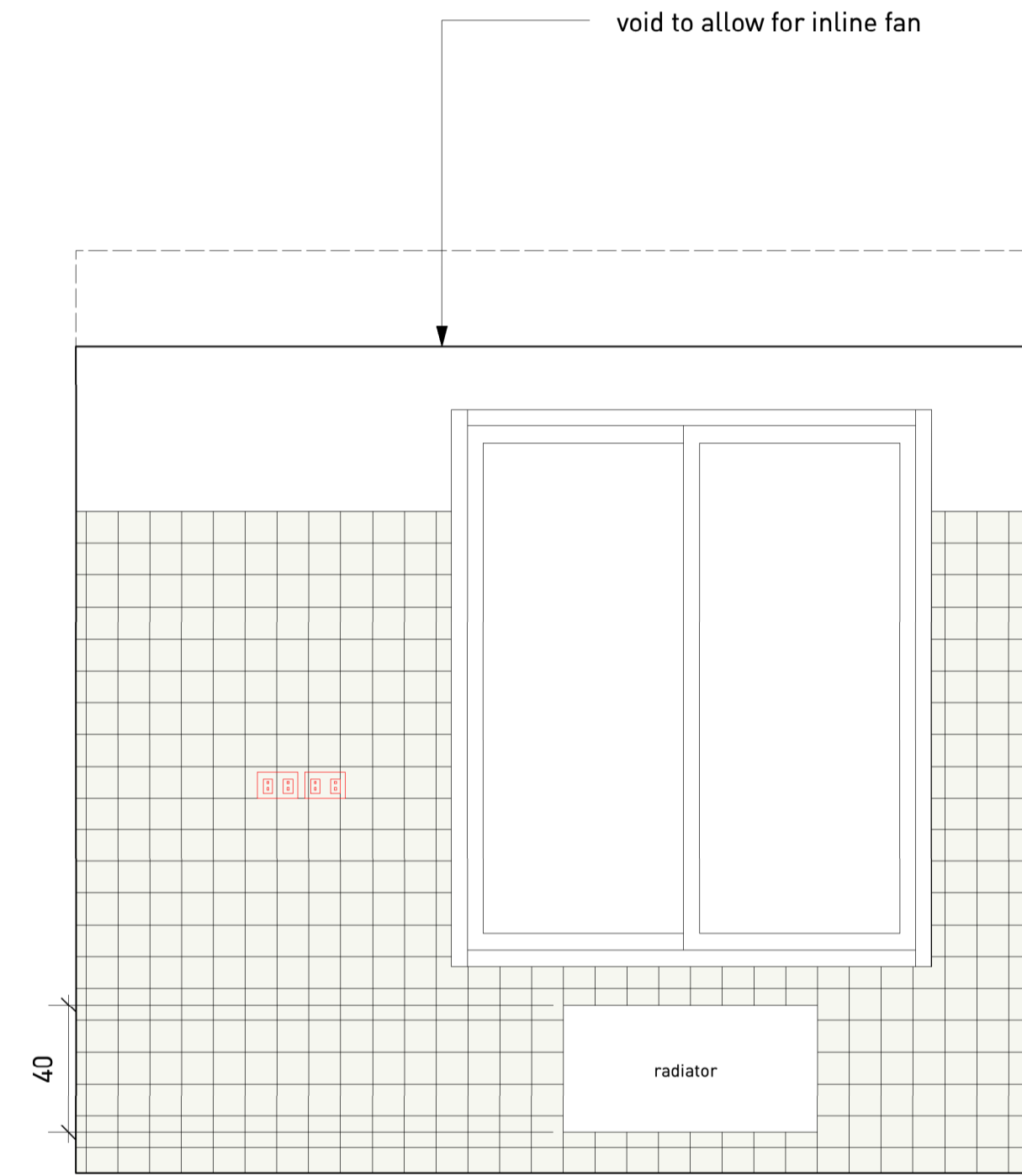
Revision:
 Date:
 Principal changes include:



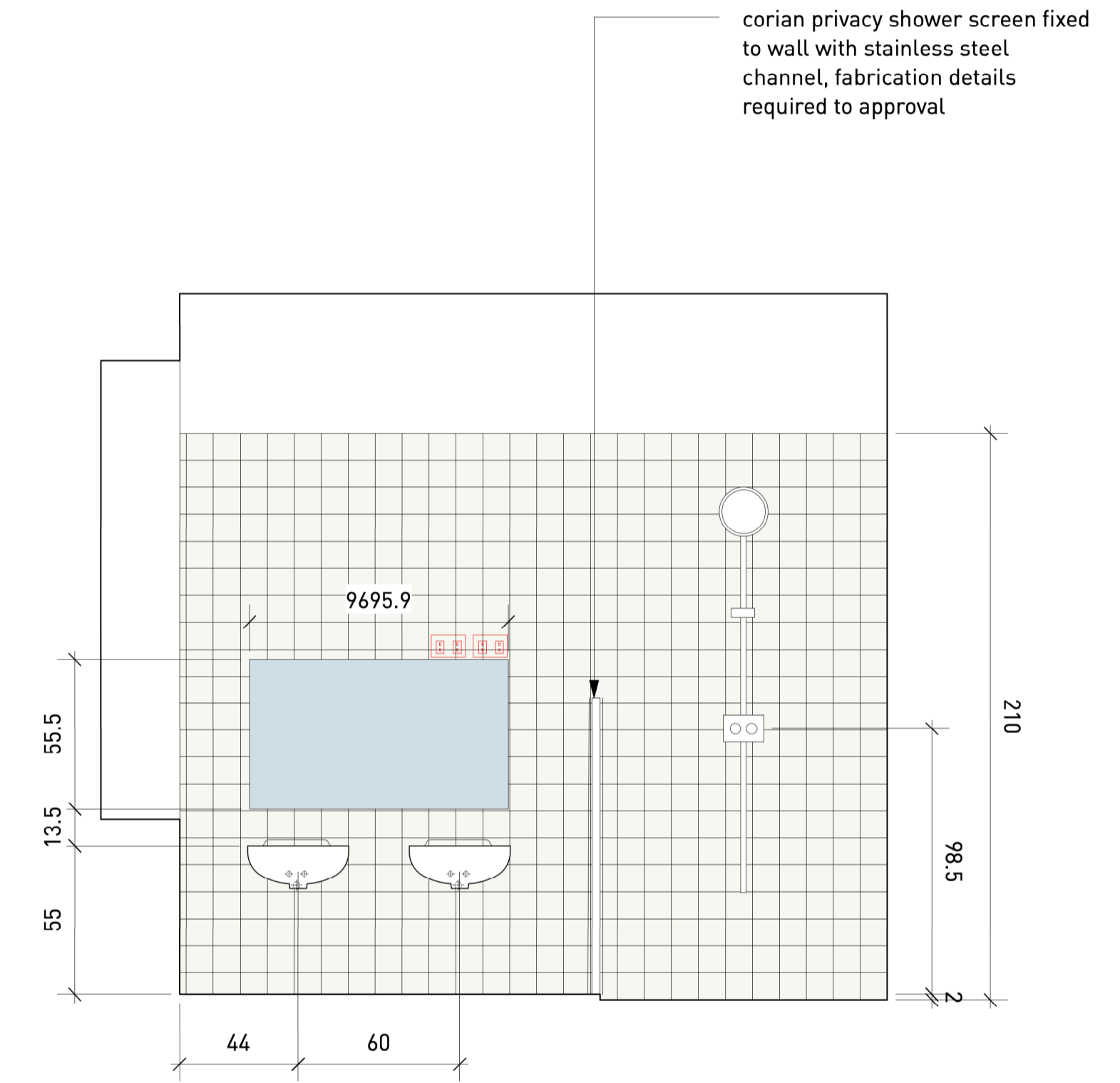
1 03 D
 Scale: 1:20



2 03 B
 Scale: 1:20



3 03 C
 Scale: 1:20

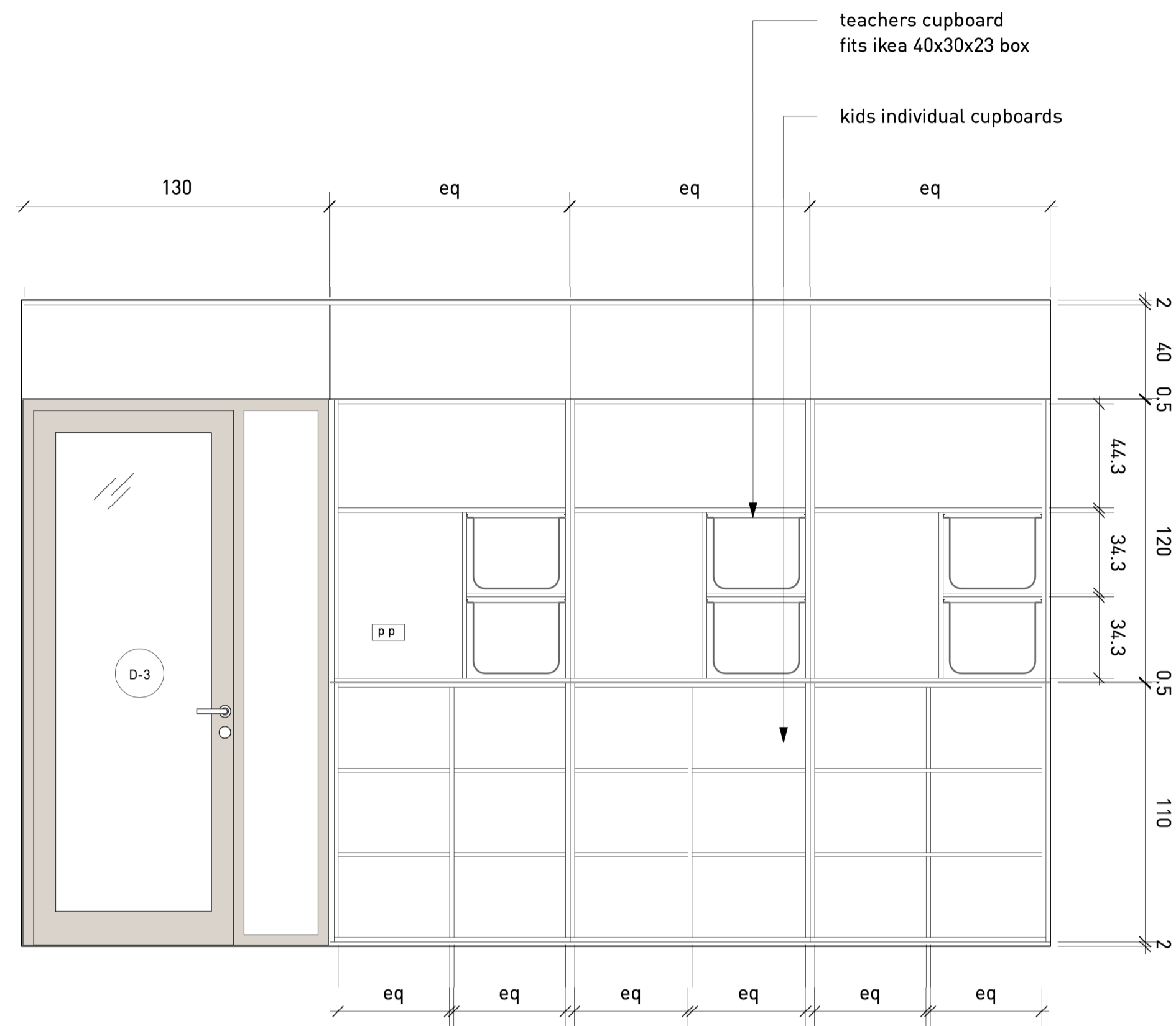


4 03 D
 Scale: 1:20

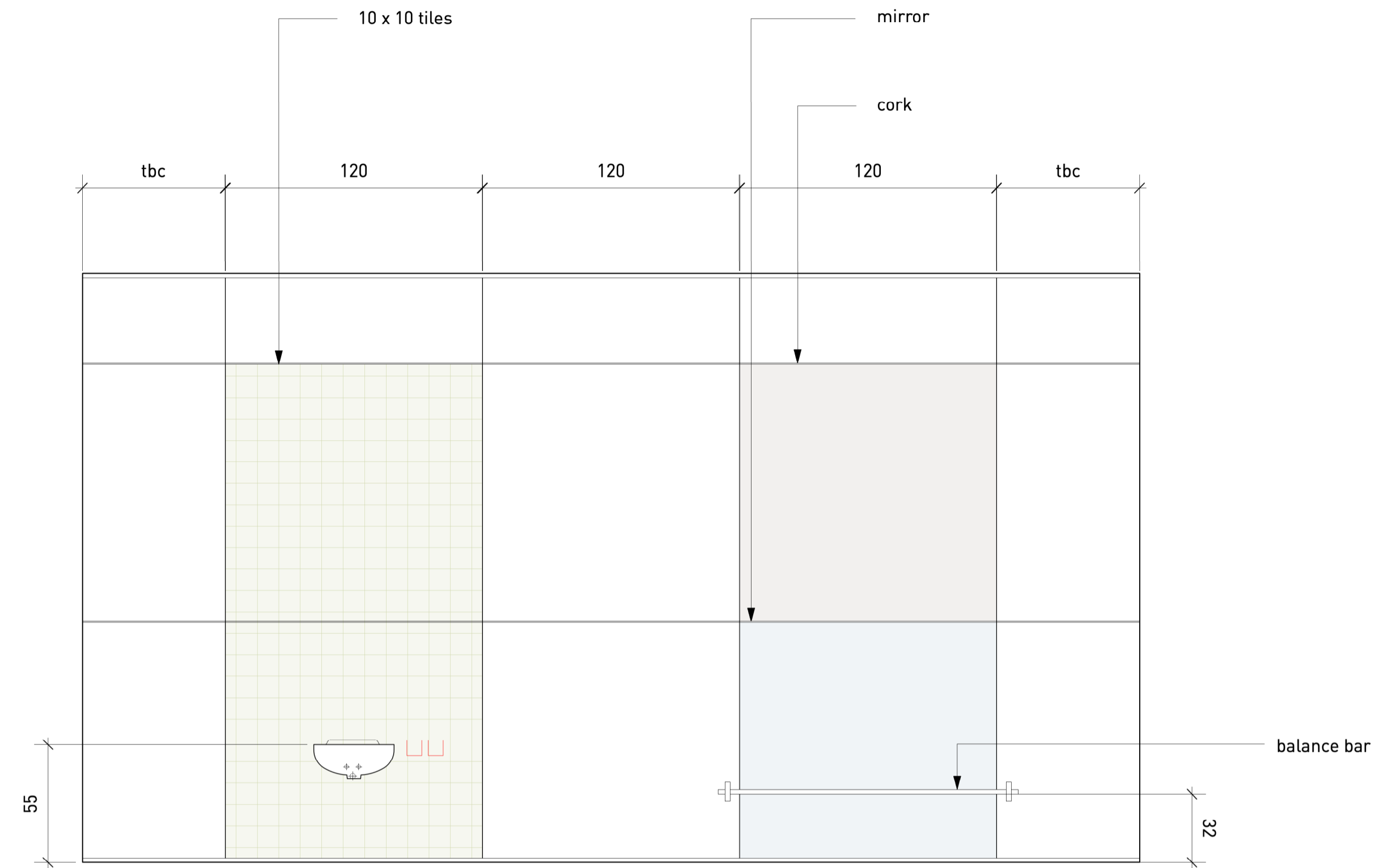
NB
 Unless noted, all internal linings and cupboards are 18mm first grade WBP birch faced plywood (minimum 13no. plies).
 Cupboards fabrication drawings required to approval

All dimensions are from structure to structure unless indicated otherwise. Elements of services indicated for coordination purposes. For full services layouts refer to Services Engineers drawings. Elements of structure indicated for coordination purposes. For full structure layouts refer to Structural Engineers drawings. Do not scale directly from drawing. All dimension to be checked on site prior to construction or fabrication of any elements. Any discrepancies between figured dimensions to be reported to architect for clarification prior to commencing work.

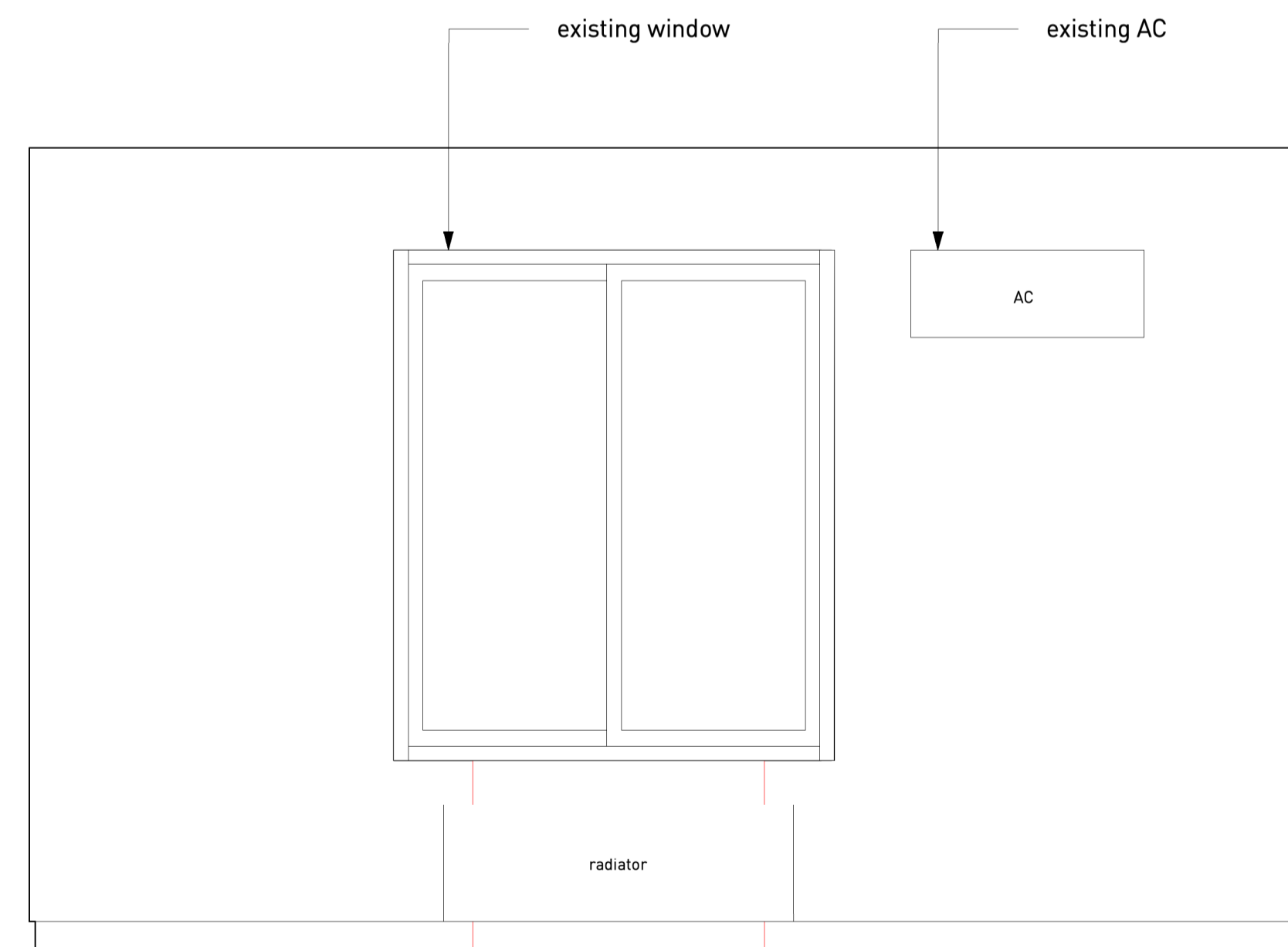
Revision:
 Date:
 Principal changes include:



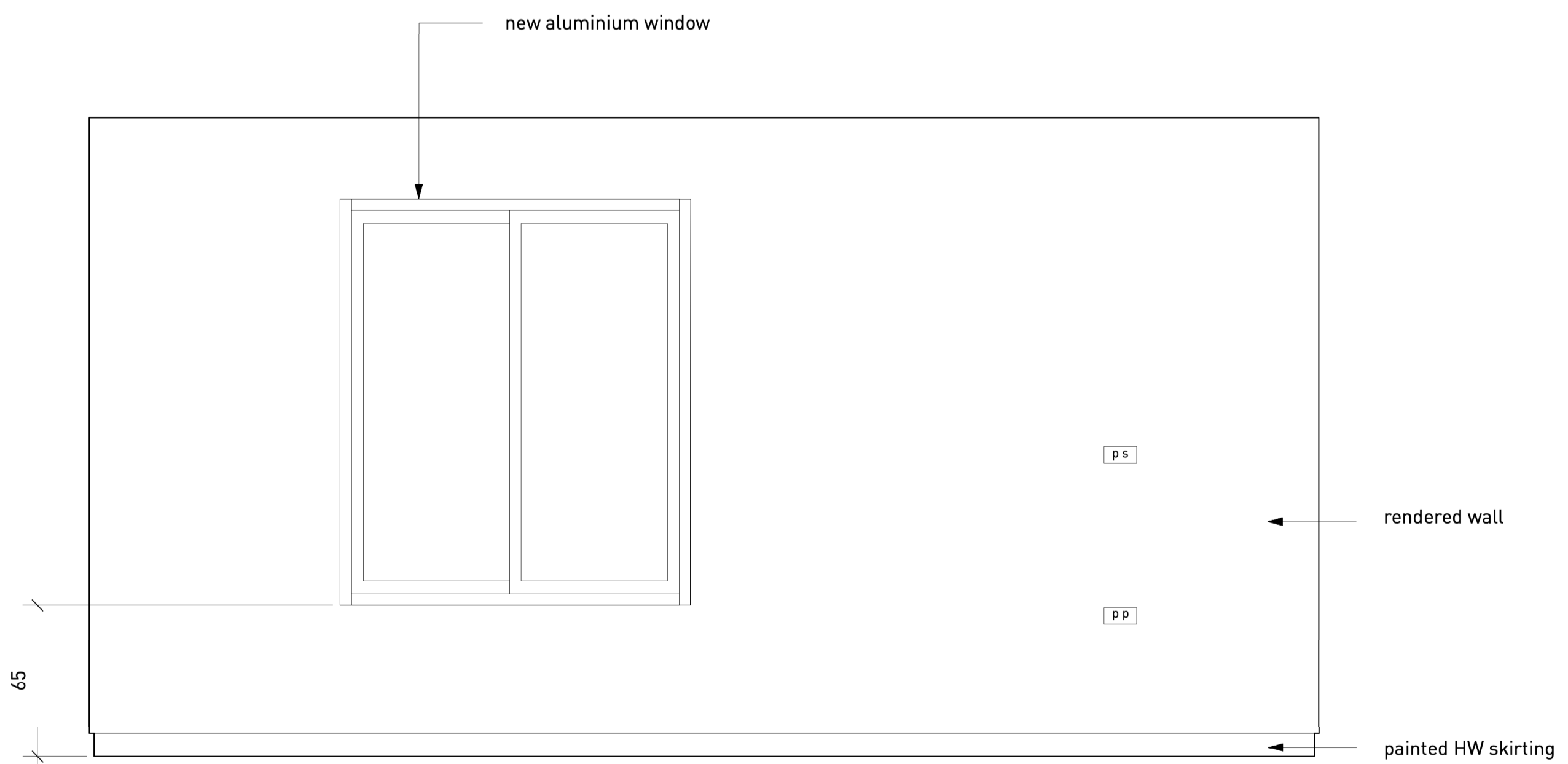
1 **04 A**
 Scale: 1:20



2 **04 B**
 Scale: 1:20



3 **04 C**
 Scale: 1:20

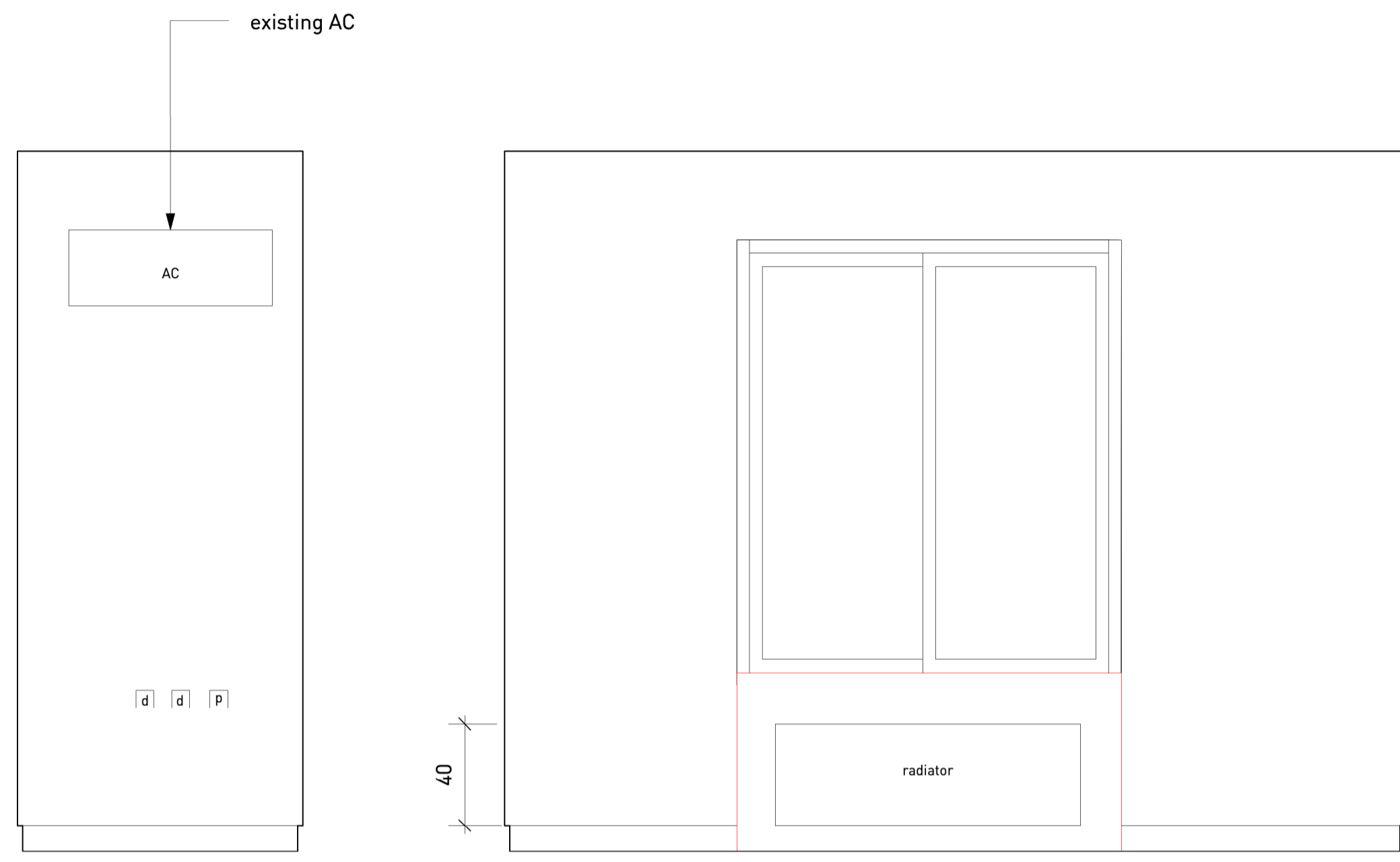


4 **04 D**
 Scale: 1:20

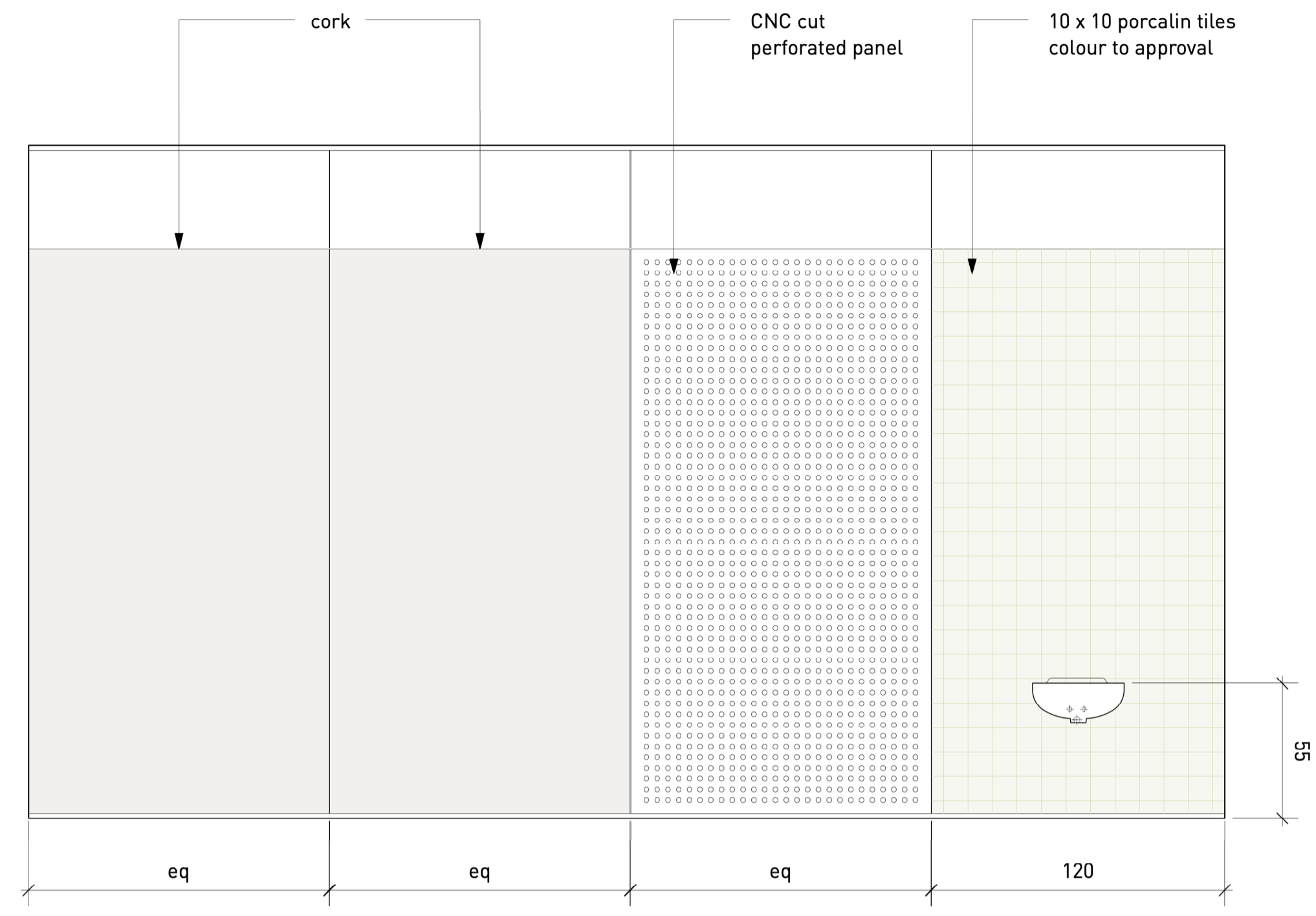
NB
 Unless noted, all internal linings and cupboards are 18mm first grade WBP birch faced plywood (minimum 13no. plies).
 Cupboards fabrication drawings required to approval

All dimensions are from structure to structure unless indicated otherwise. Elements of services indicated for coordination purposes. For full services layouts refer to Services Engineers drawings. Elements of structure indicated for coordination purposes. For full structure layouts refer to Structural Engineers drawings. Do not scale directly from drawing. All dimension to be checked on site prior to construction or fabrication of any elements. Any discrepancies between figured dimensions to be reported to architect for clarification prior to commencing work.

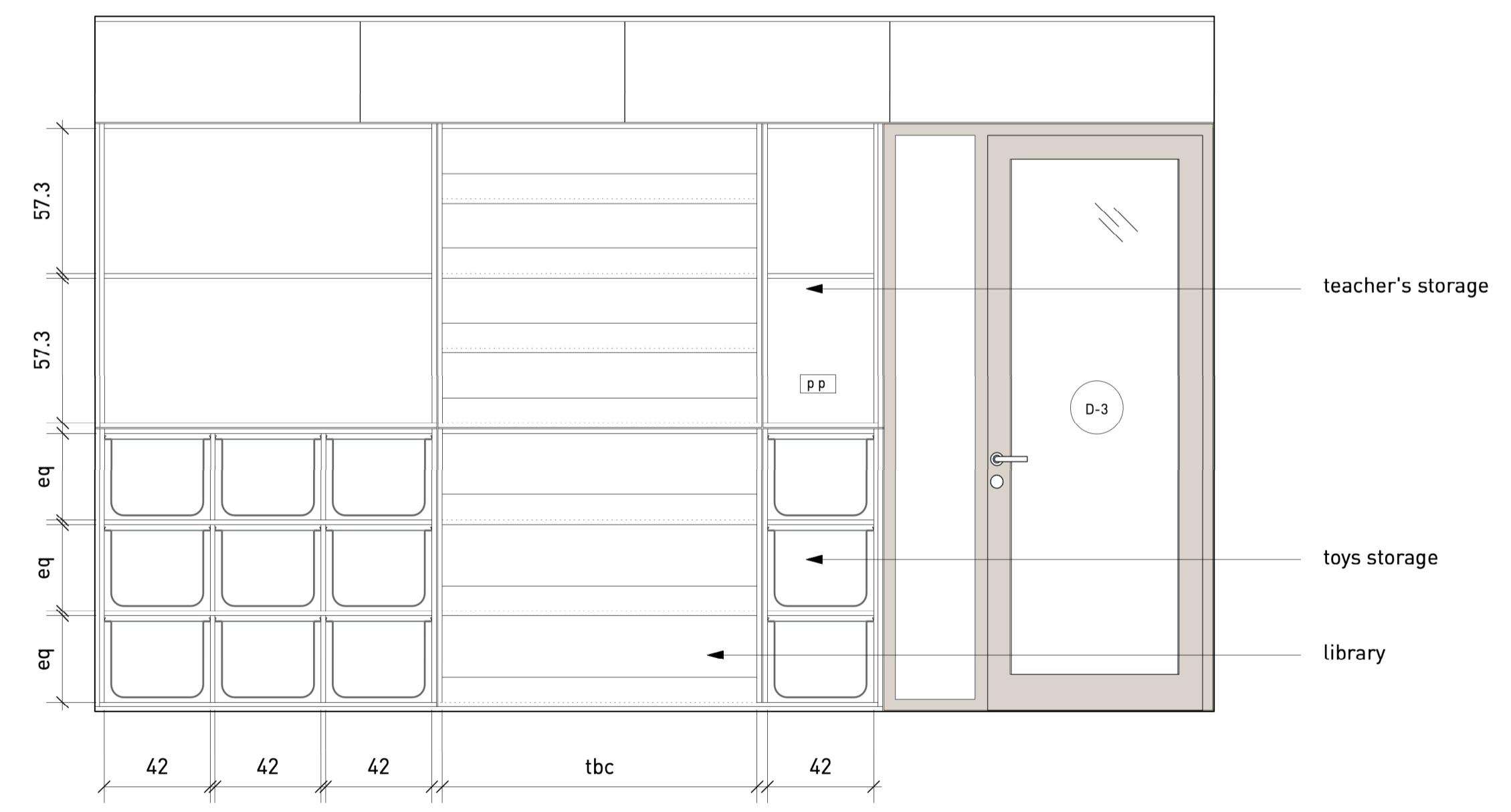
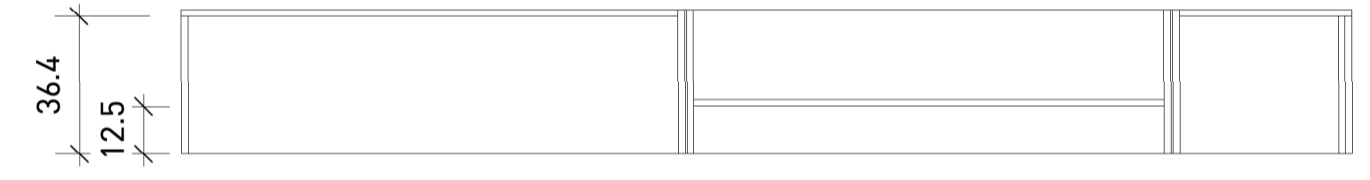
Revision:
 Date:
 Principal changes include:



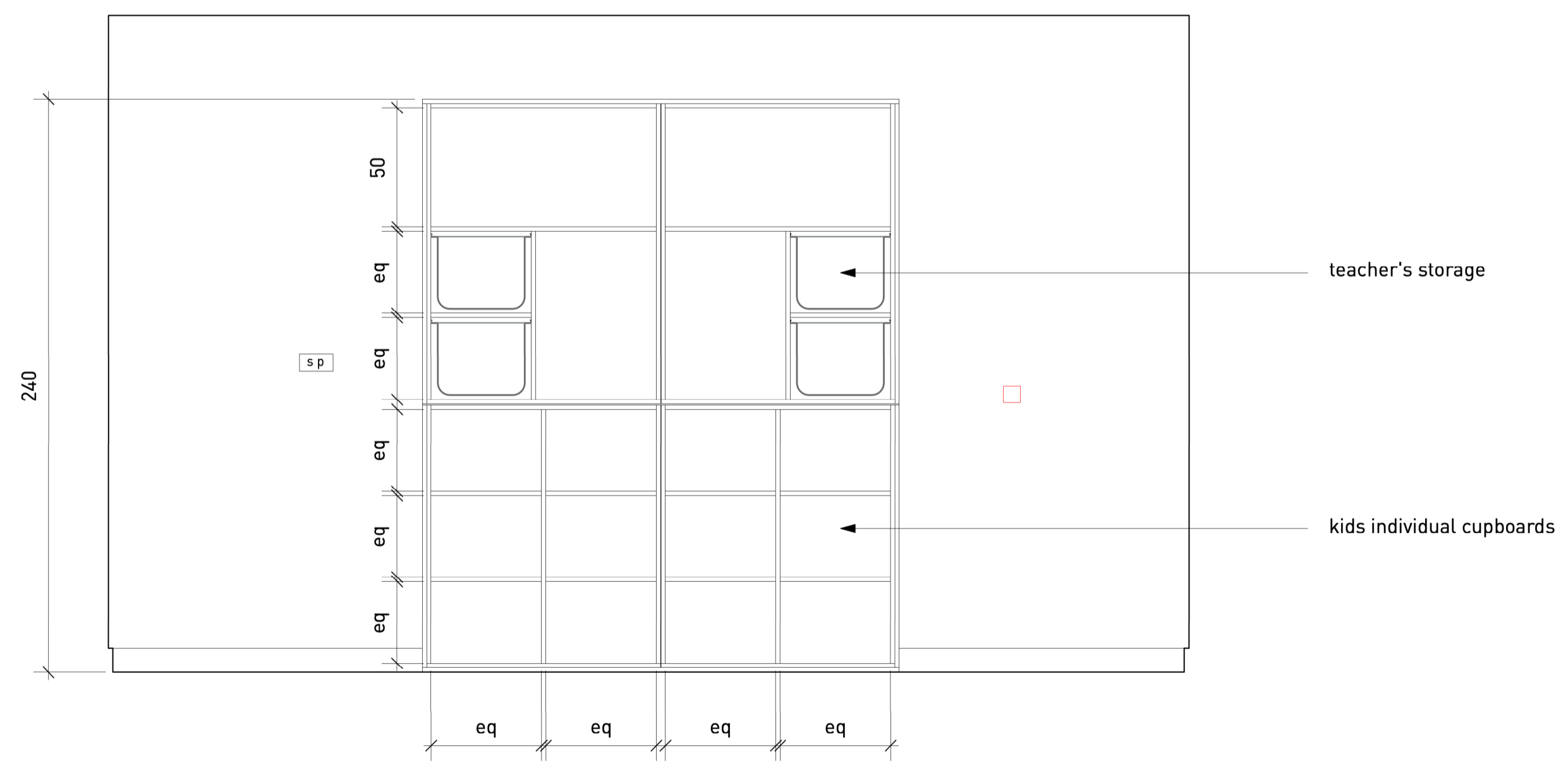
1 05 A
 Scale: 1:20



2 05 B
 Scale: 1:20



3 05 C
 Scale: 1:20

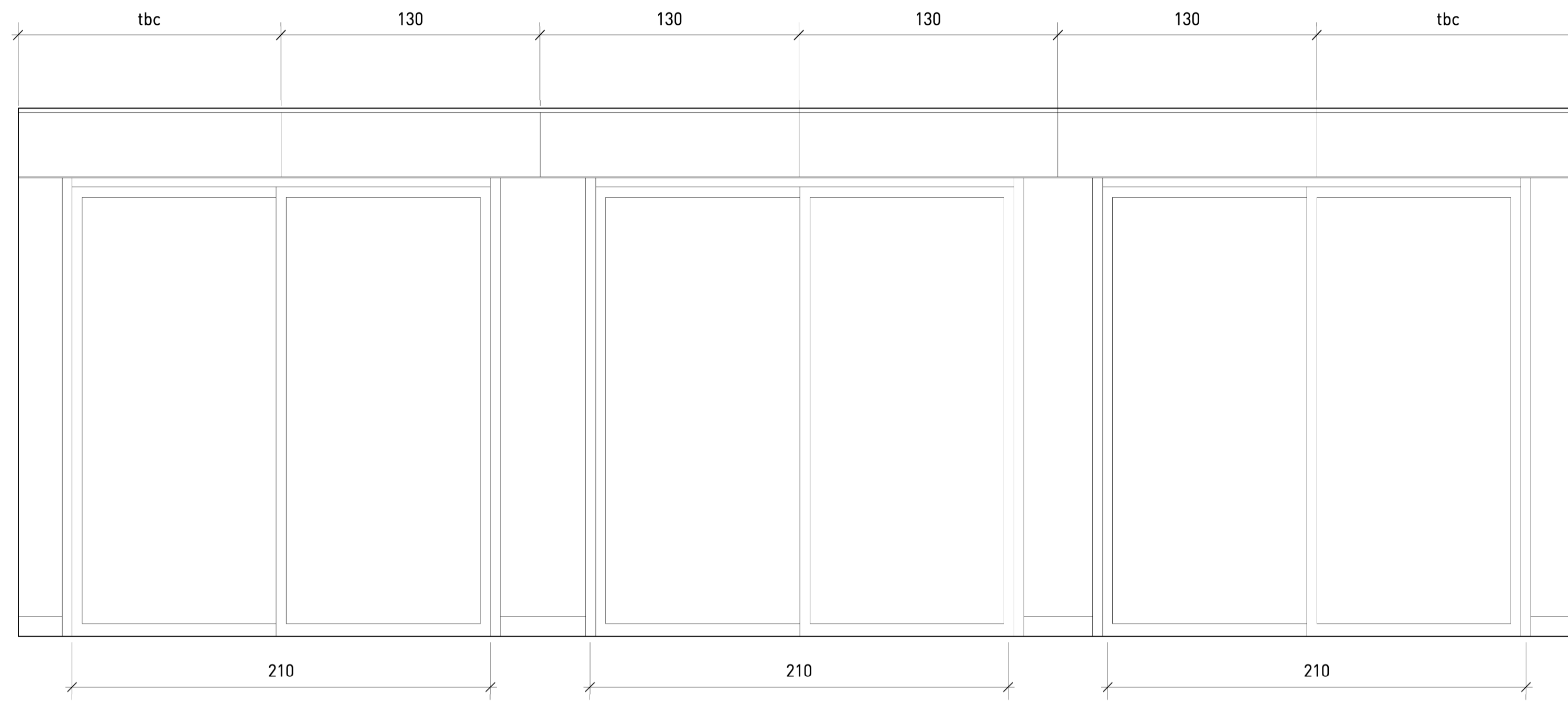


4 05 D
 Scale: 1:20

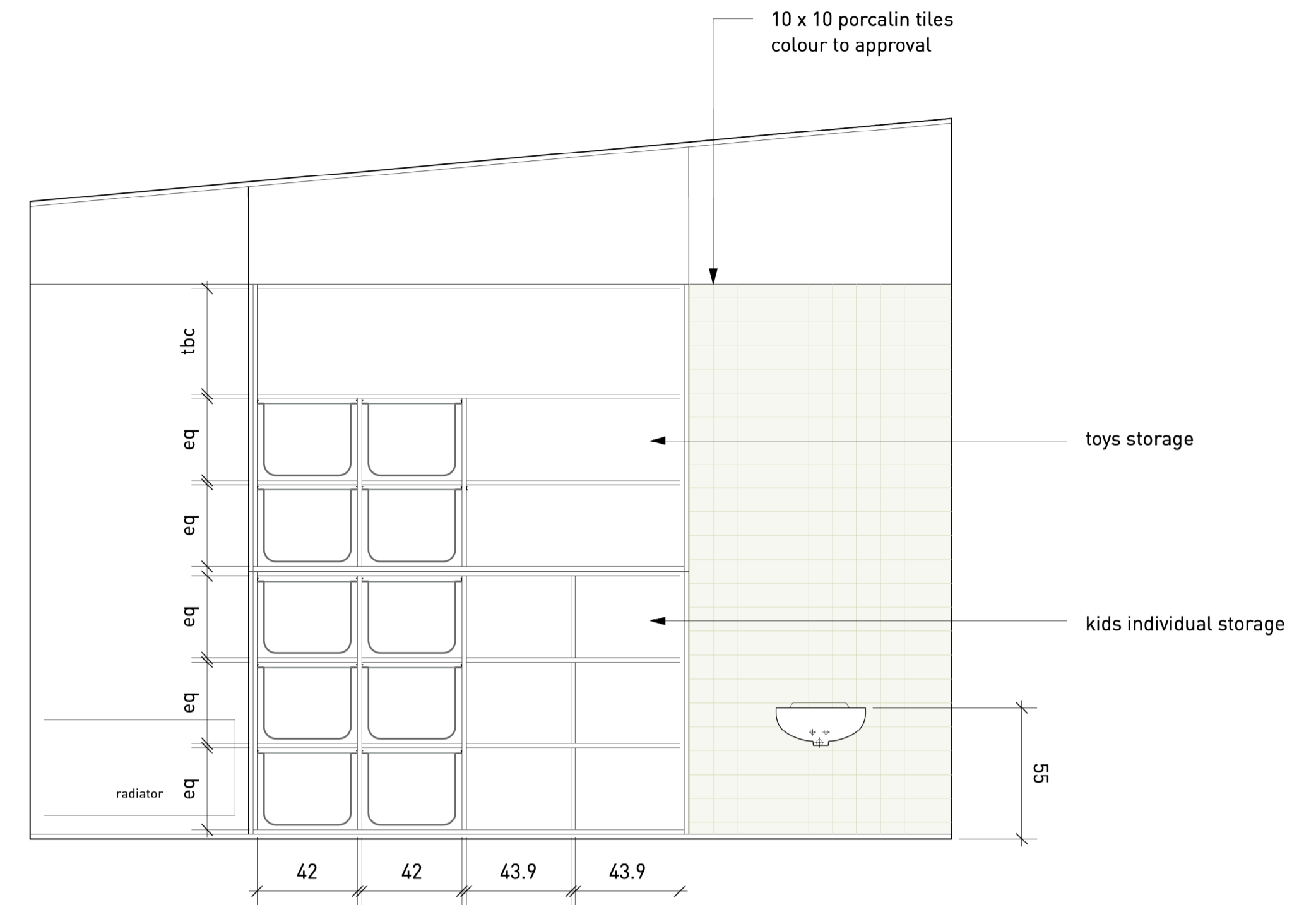
NB
 Unless noted, all internal linings and cupboards are 18mm first grade WBP birch faced plywood (minimum 13no. plies).
 Cupboards fabrication drawings required to approval

All dimensions are from structure to structure unless indicated otherwise. Elements of services indicated for coordination purposes. For full services layouts refer to Services Engineers drawings. Elements of structure indicated for coordination purposes. For full structure layouts refer to Structural Engineers drawings. Do not scale directly from drawing. All dimension to be checked on site prior to construction or fabrication of any elements. Any discrepancies between figured dimensions to be reported to architect for clarification prior to commencing work.

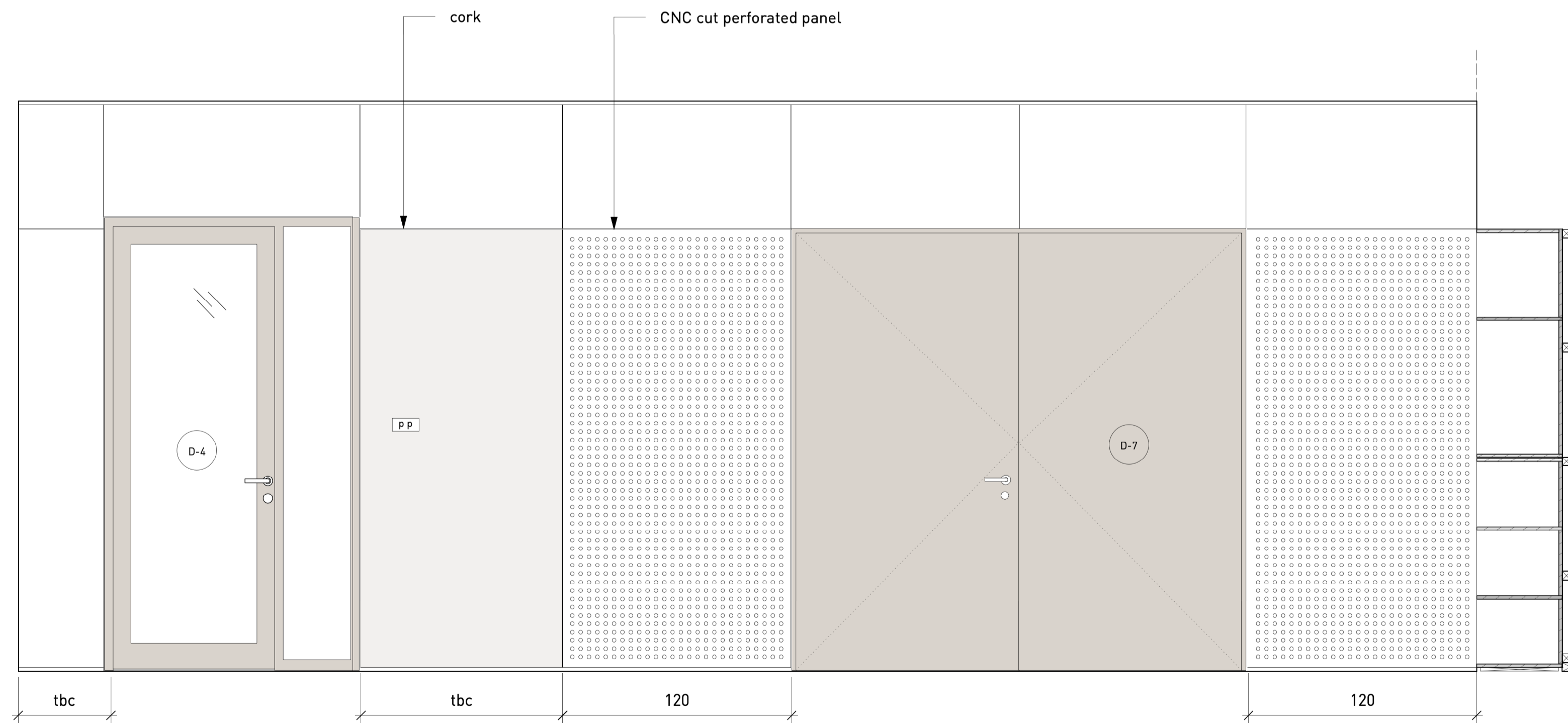
Revision:
 Date:
 Principal changes include:



1 **06 A**
 Scale: 1:20



2 **06 B**
 Scale: 1:20



3 **06 C**
 Scale: 1:20

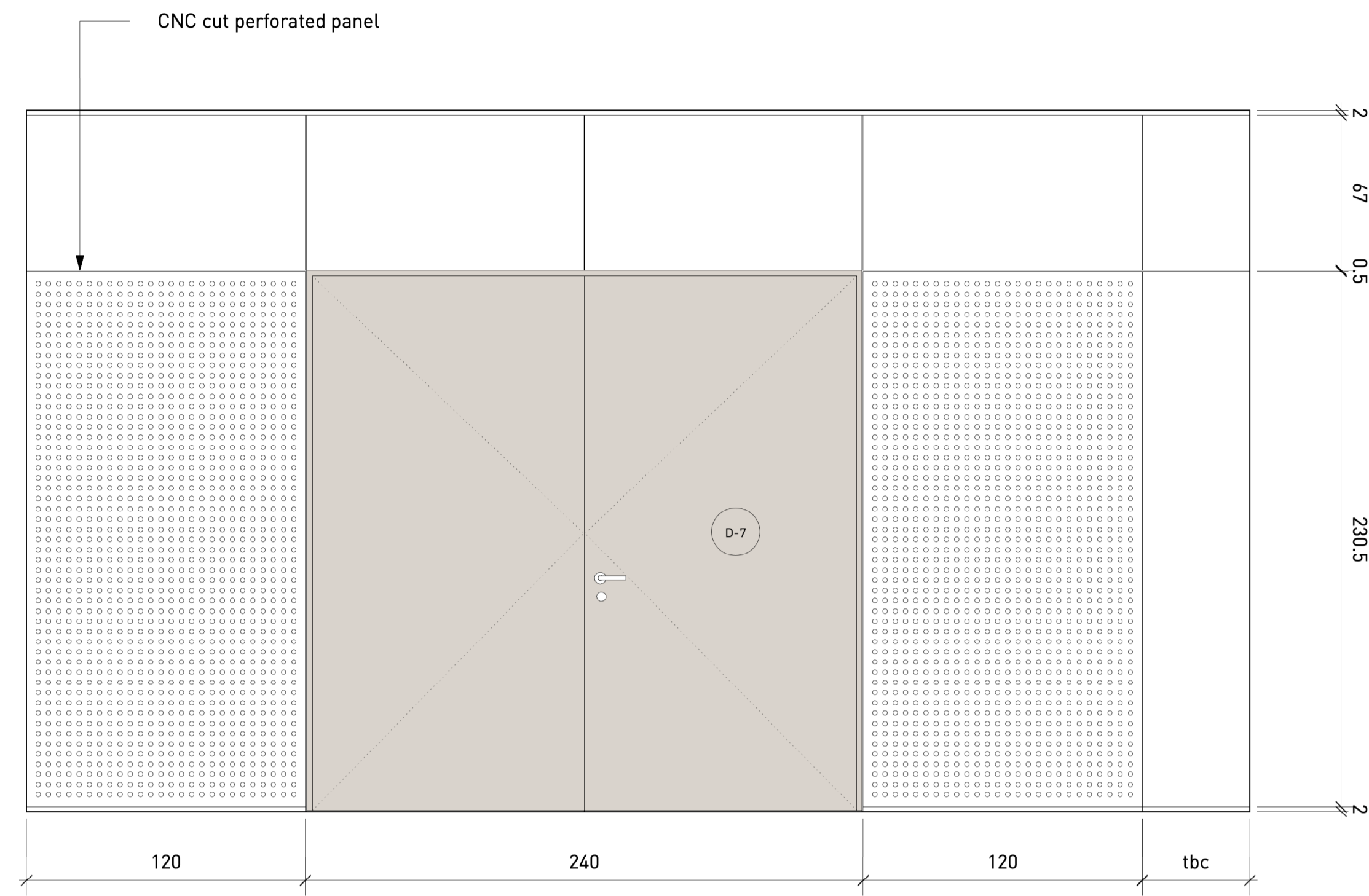


4 **06 D**
 Scale: 1:20

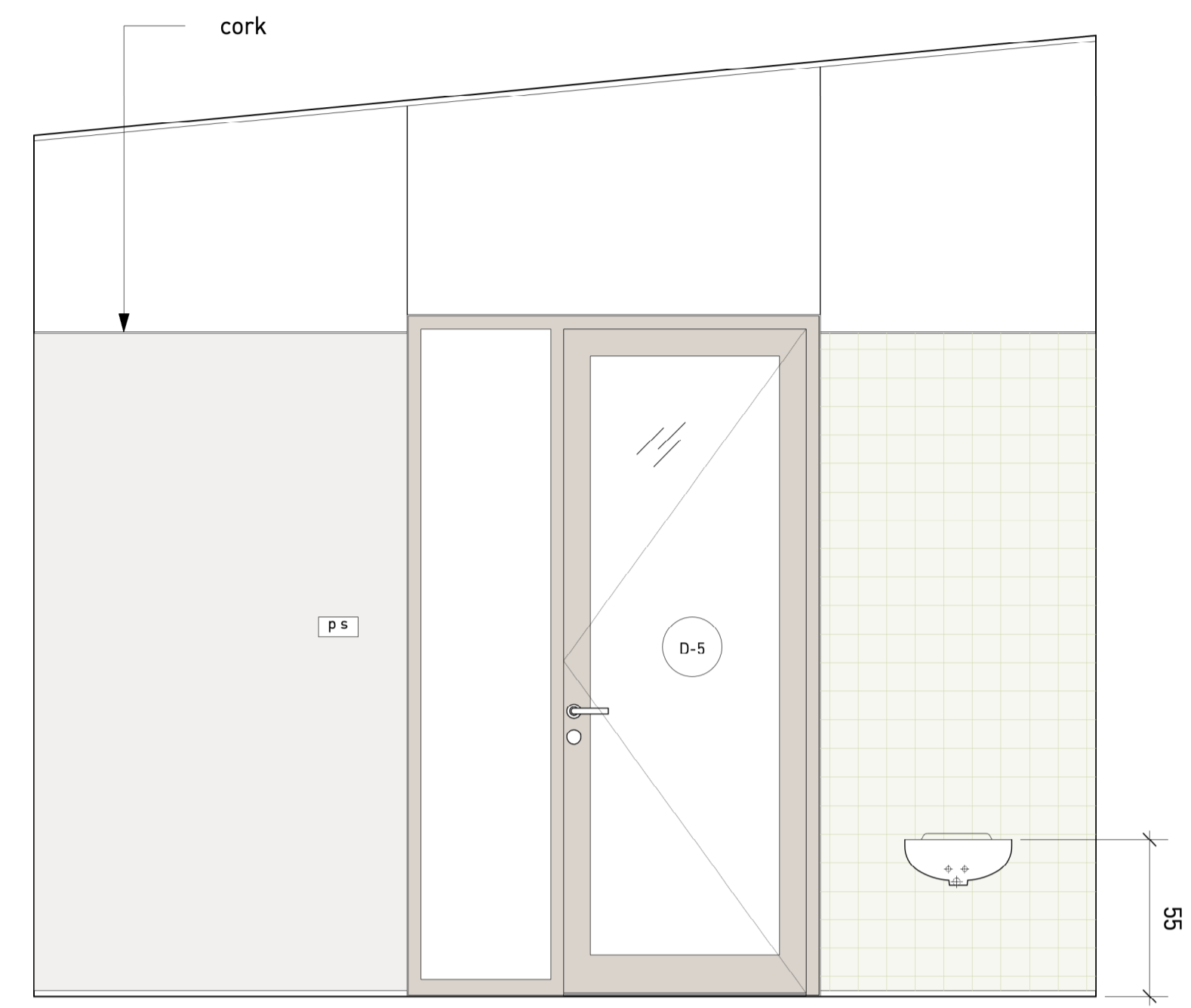
NB
 Unless noted, all internal linings and cupboards are 18mm first grade WBP birch faced plywood (minimum 13no. plies).
 Cupboards fabrication drawings required to approval

All dimensions are from structure to structure unless indicated otherwise. Elements of services indicated for coordination purposes. For full services layouts refer to Services Engineers drawings. Elements of structure indicated for coordination purposes. For full structure layouts refer to Structural Engineers drawings. Do not scale directly from drawing. All dimension to be checked on site prior to construction or fabrication of any elements. Any discrepancies between figured dimensions to be reported to architect for clarification prior to commencing work.


Revision:
 Date:
 Principal changes include:



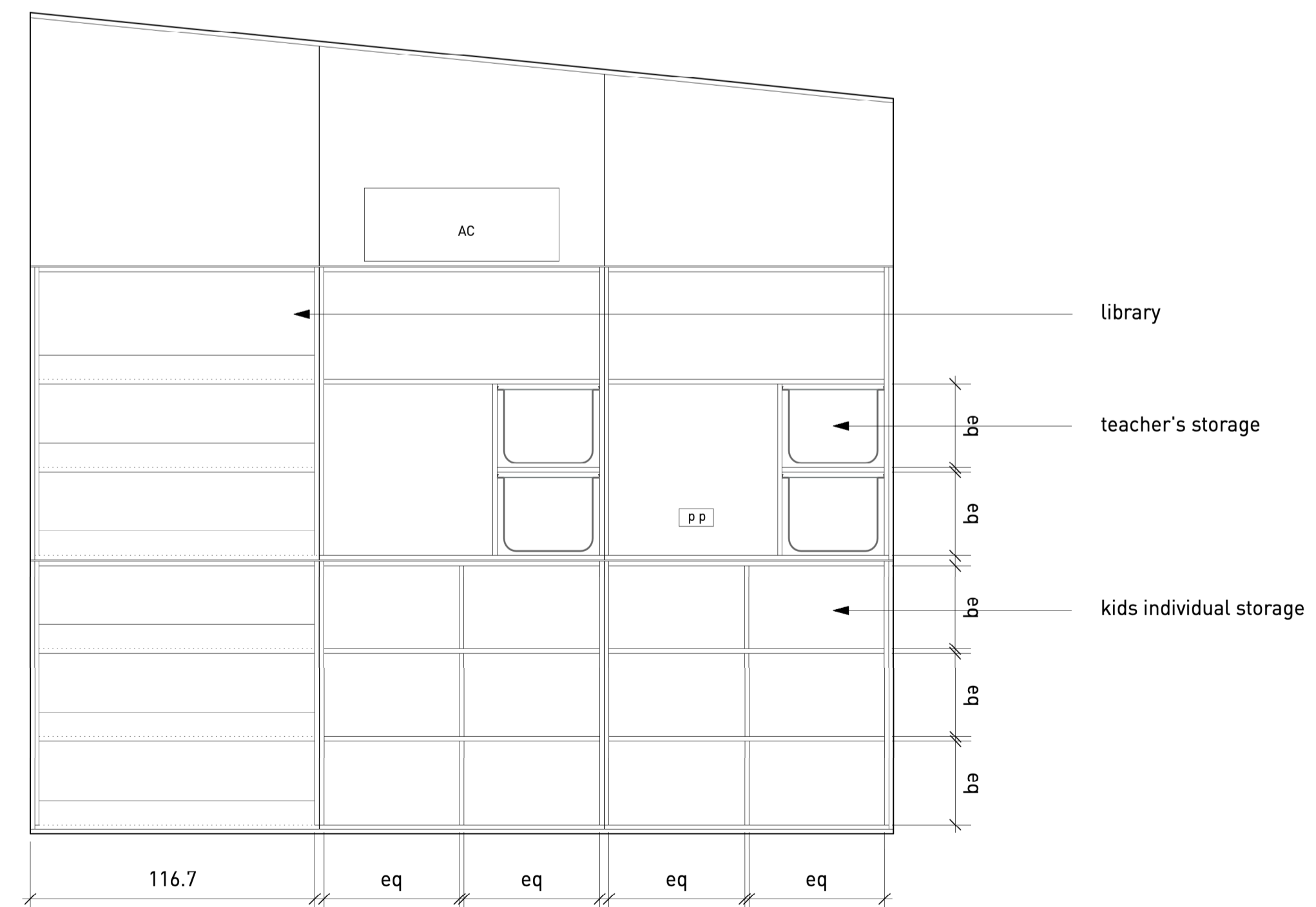
1 07 A
 Scale: 1:20



2 07 B
 Scale: 1:20



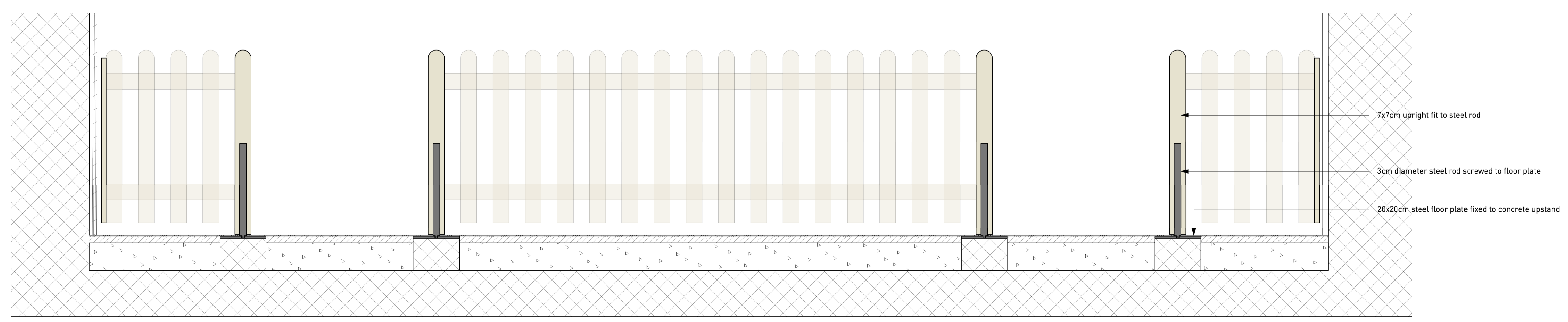
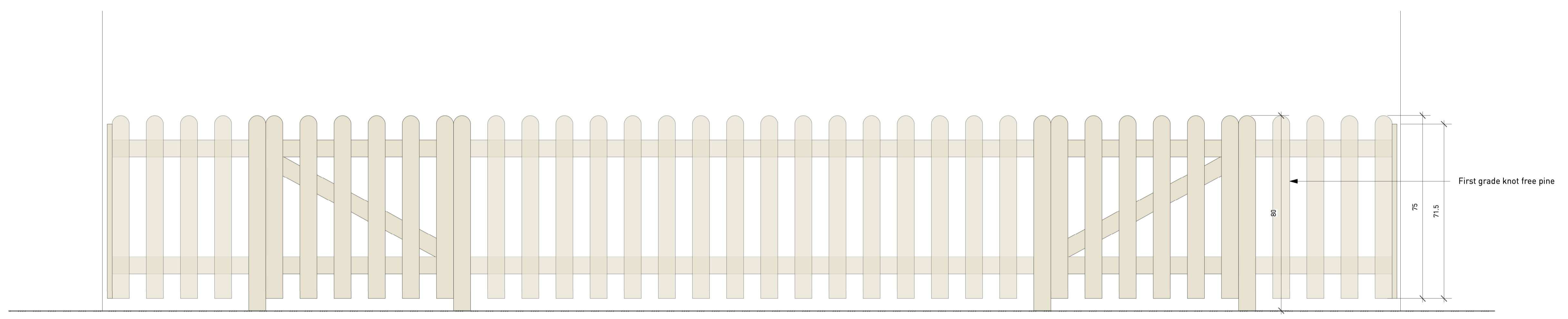

3 07 C
 Scale: 1:20



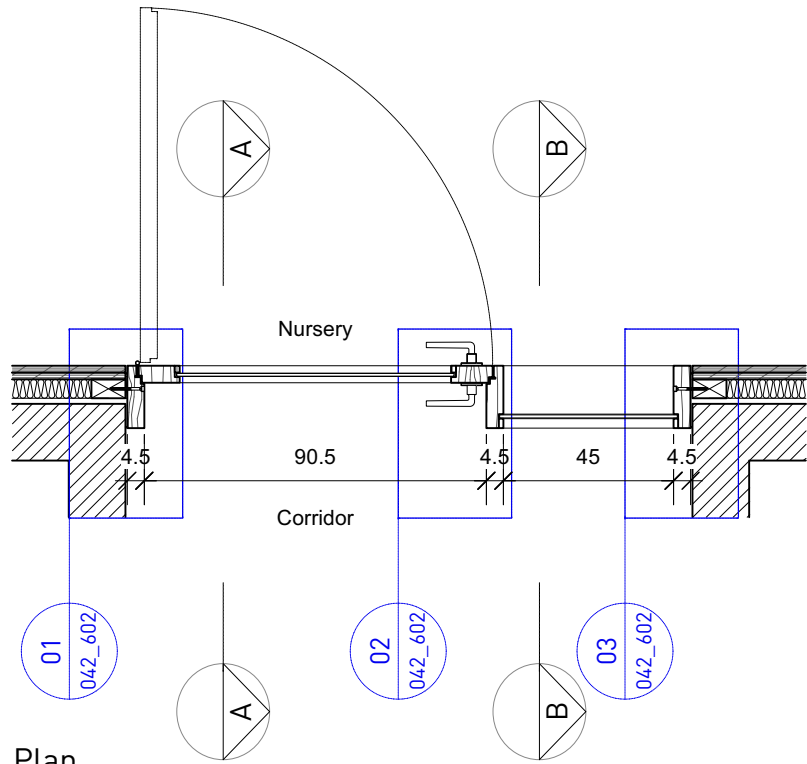
4 07 D
 Scale: 1:20

All dimensions are from structure to structure unless indicated otherwise. Elements of services indicated for coordination purposes. For full services layouts refer to Services Engineers drawings. Elements of structure indicated for coordination purposes. For full structure layouts refer to Structural Engineers drawings. Do not scale directly from drawing. All dimension to be checked on site prior to construction or fabrication of any elements. Any discrepancies between figured dimensions to be reported to architect for clarification prior to commencing work.

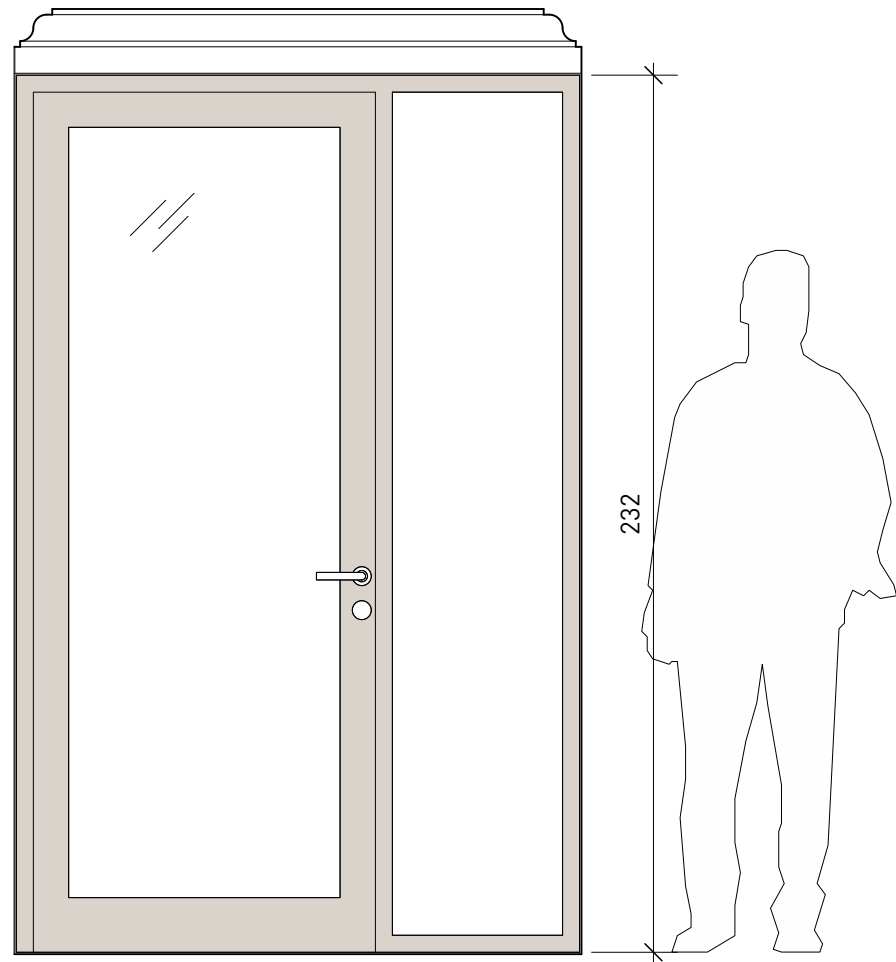
Revision:
Date:
Principal changes include:



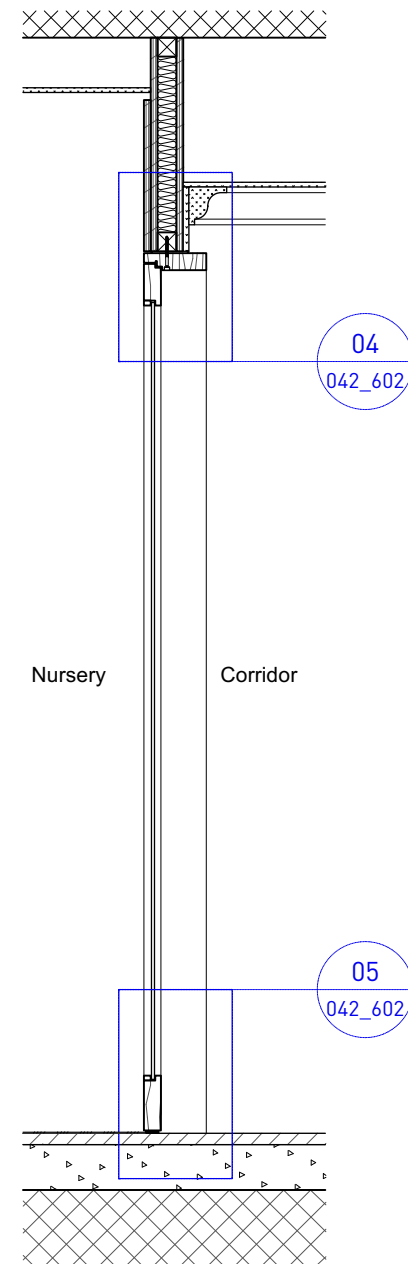
Project MoL Nursery
Title Internal fence
Scale 1:50 at A1
Date April, 2022
Status Tender
Number 042/1/510
Revision -



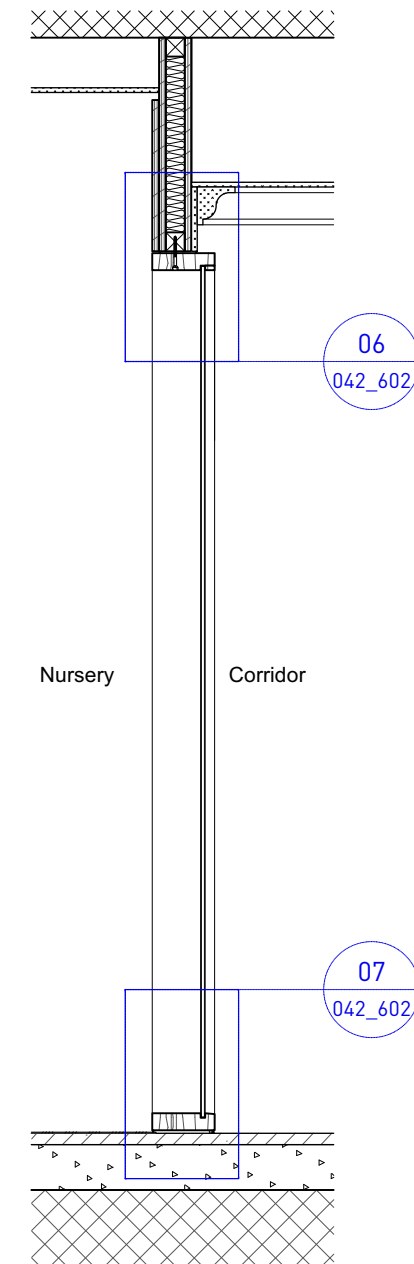
1 Plan
Scale: 1:20



2 Elevation from corridor
Scale: 1:20



3 Section AA
Scale: 1:20



4 Section BB
Scale: 1:20

All dimensions are from structure to structure unless indicated otherwise. Elements of services indicated for coordination purposes. For full services layouts refer to Services Engineers drawings. Elements of structure indicated for coordination purposes. For full structure layouts refer to Structural Engineers drawings. Do not scale directly from drawing. All dimension to be checked on site prior to construction or fabrication of any elements. Any discrepancies between figured dimensions to be reported to architect for clarification prior to commencing work.

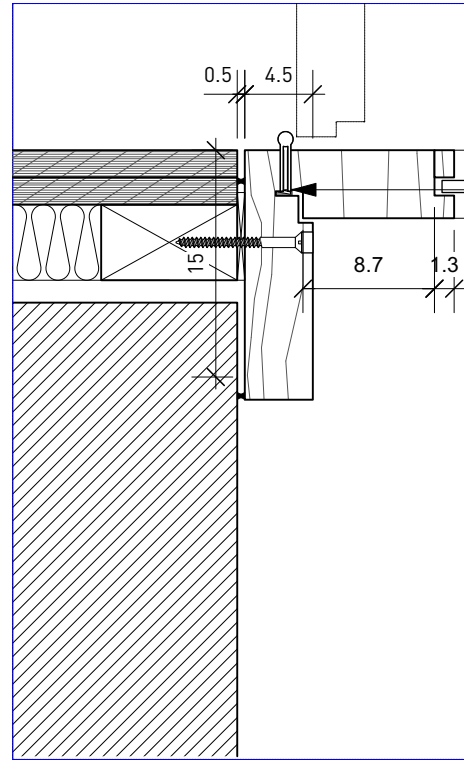
Revision: -
Date: -
Principal changes include:

Project MoL Nursery
Title Door D-02, Plan, Section, Elevation
Scale 1:20 A3
Date Apr, 2022
Status Tender
Number 042/T/601
Revision -

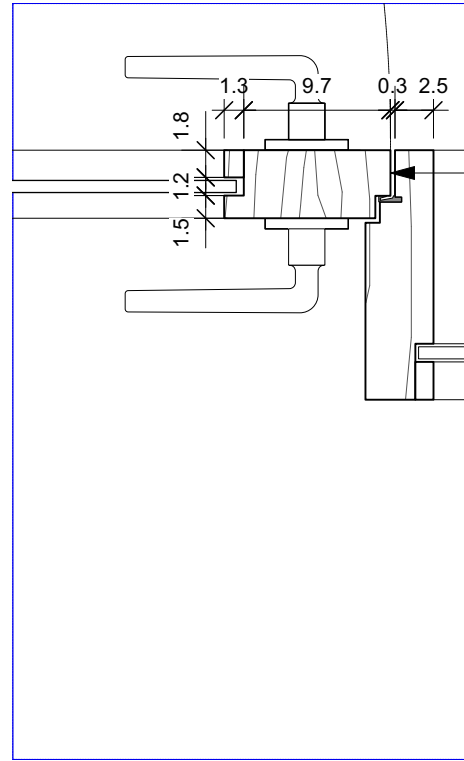
NB

All dimensions to be checked in relation to site dimensions
 Unless noted all timber to be first grade pine, knot free or similar approved (dried to max 12% moisture content), D006 only to be accoya (planned down to remove burn marks)
 All dimensions to be checked against for compatibility with ironmongery
 All ironmongery to be supplied and installed by Contractor (finish brushed stainless steel, hinges to be 3 no. per door ball bearing ss hinges)
 Handles specification tbc (contractor to allow JD25 per pair)
 Glazed panels to be toughened safety glass
 All fixings to be concealed, recessed and pelleted flush
 All accessories to be supplied and installed by contractor to Architects approval
 Preparation and undercoating of timber as per manufacturer recommendations, minimum of 2 top coats with TDS Natural water based sealer, surfaces to be sanded between coats, 25% gloss
 Silicon sealant to be supplied and applied by the contractor, type and colour to approval

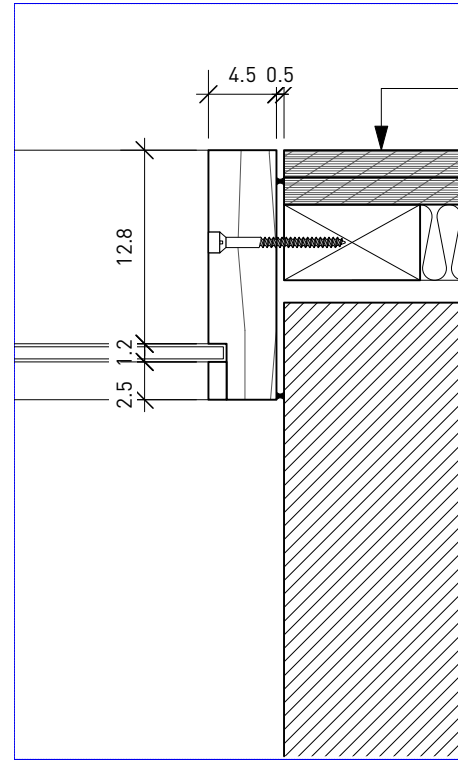
All dimensions are from structure to structure unless indicated otherwise.
 Elements of services indicated for coordination purposes. For full services layouts refer to Services Engineers drawings. Elements of structure indicated for coordination purposes. For full structure layouts refer to Structural Engineers drawings. Do not scale directly from drawing. All dimension to be checked on site prior to construction or fabrication of any elements. Any discrepancies between figured dimensions to be reported to architect for clarification prior to commencing work.



continuous rubber gasket rebated in frame



latch and deadlock morticed into door edge

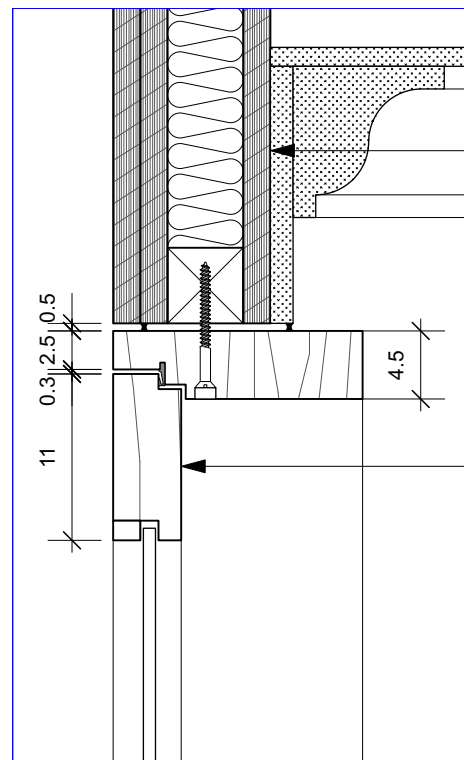


18mm WBP Birch faced plywood
 18mm WBP plywood
 Rockwool thermal insulation

1 Detail 01
 Scale: 1:5

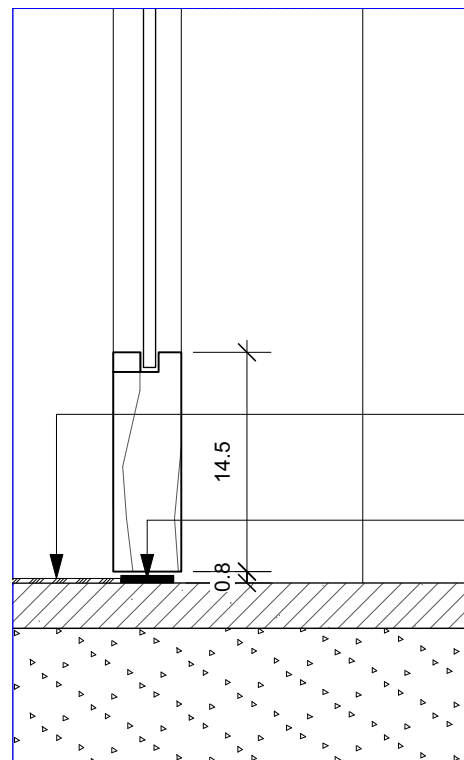
2 Detail 02
 Scale: 1:5

3 Detail 03
 Scale: 1:5

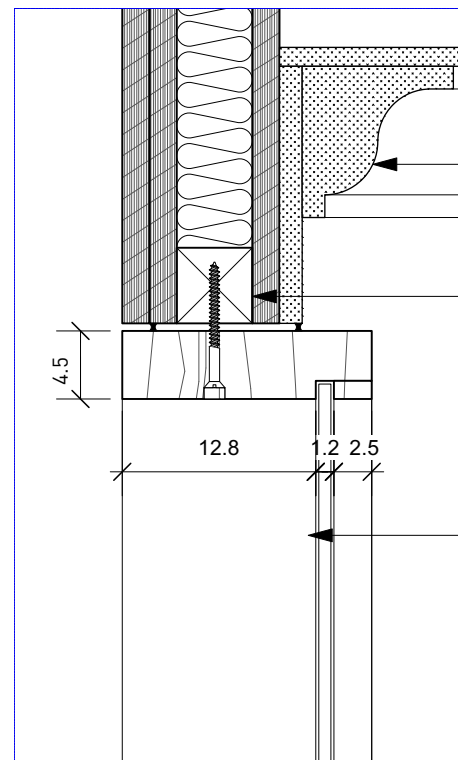


18mm WBP plywood

11x4.5cm HW door frame



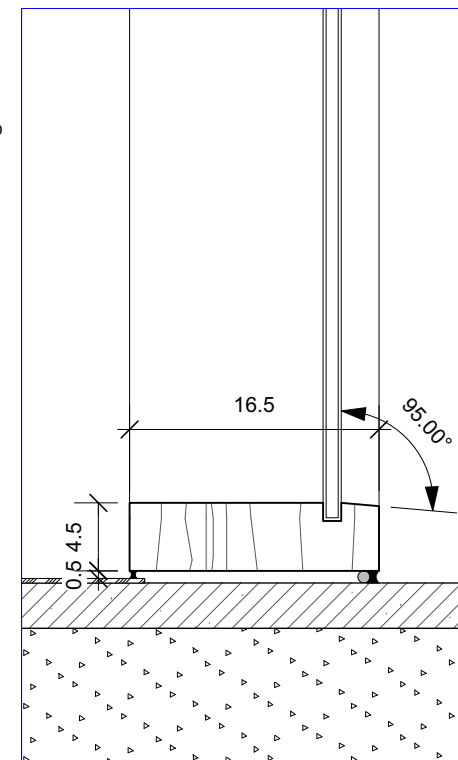
adhesively fixed floor finish
 Stainless steel propriety threshold to approval



Existing coving to be made good or replaced as required

SW sub frame

silicone sealed glazed panel



4 Door Head
 Scale: 1:5

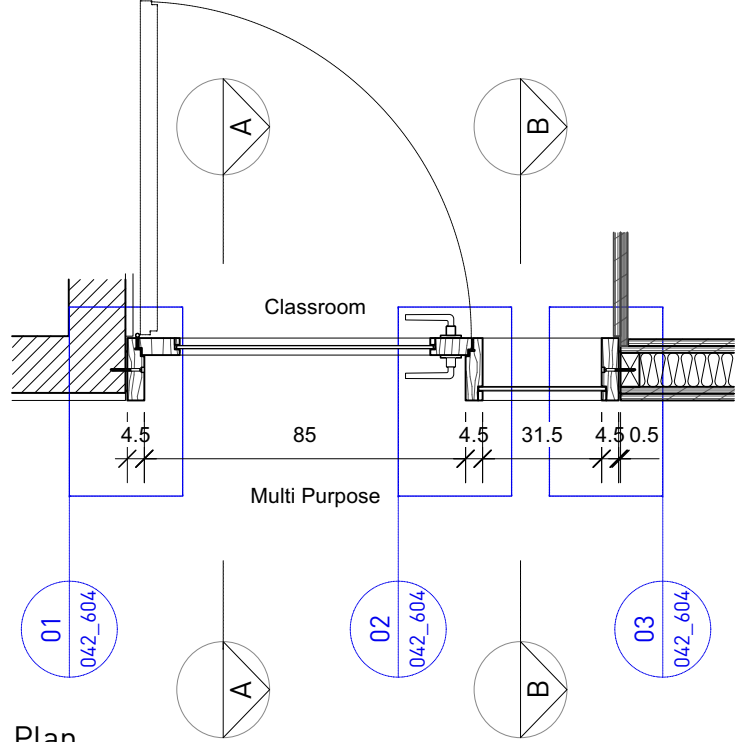
5 Door Threshold
 Scale: 1:5

6 Glazing Head
 Scale: 1:5

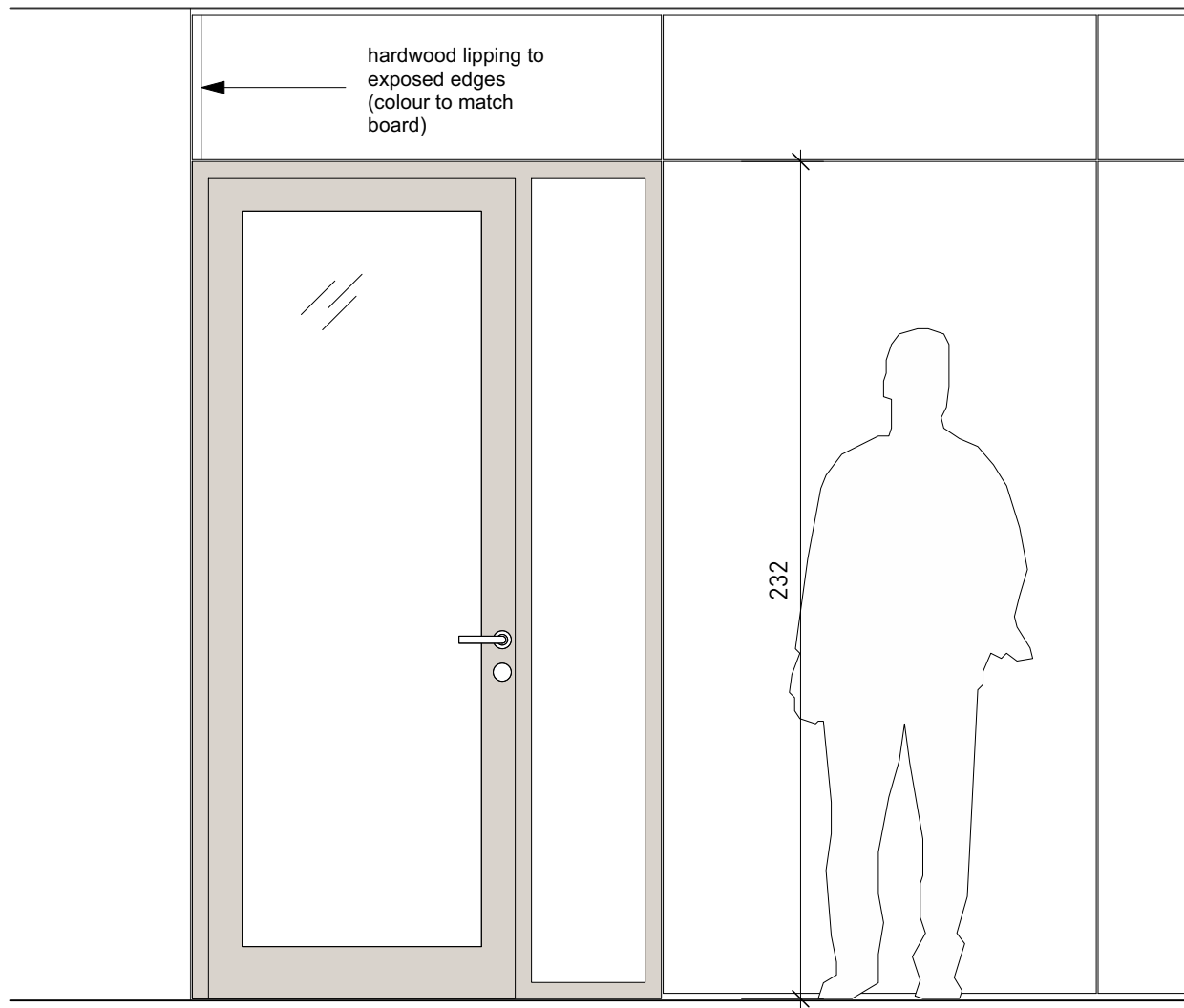
7 Glazing Sill
 Scale: 1:5

Revision: -
 Date: -
 Principal changes include:

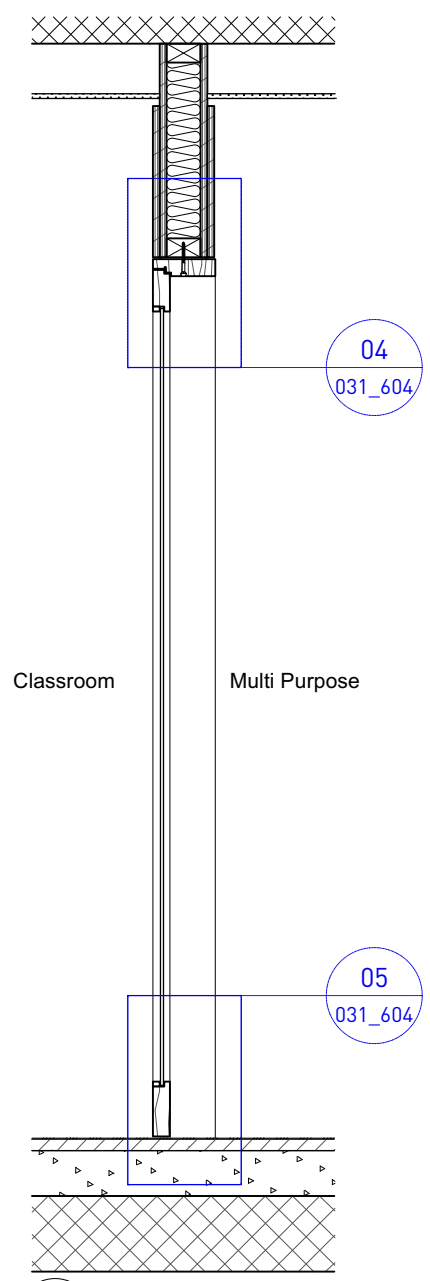
Project MoL Nursery
Title Door D-02_Details
Scale 1:5 A3
Date Apr, 2022
Status Tender
Number 042/T/602
Revision -



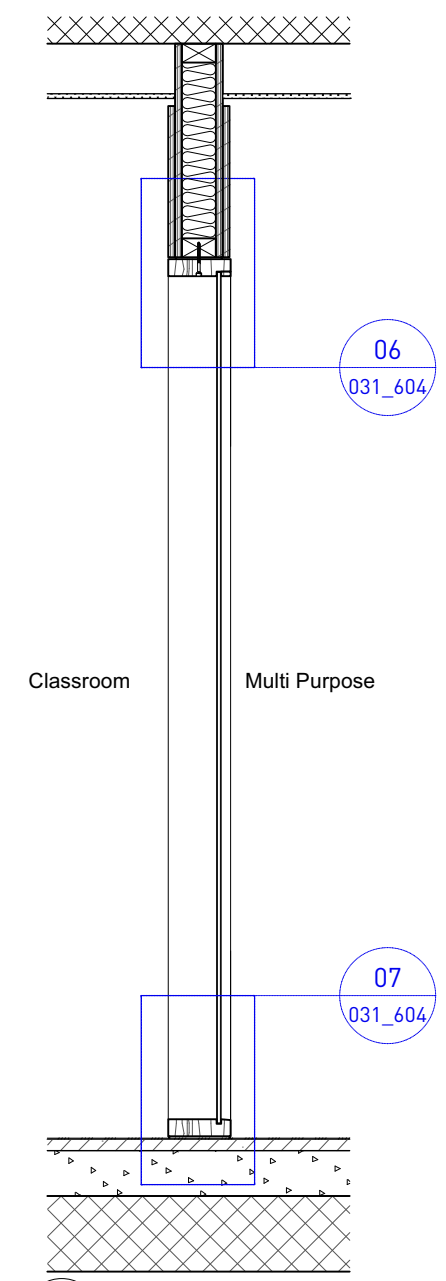
1 Plan
Scale: 1:20



2 Elevation from corridor
Scale: 1:20



3 Section AA
Scale: 1:20



4 Section BB
Scale: 1:20

All dimensions are from structure to structure unless indicated otherwise. Elements of services indicated for coordination purposes. For full services layouts refer to Services Engineers drawings. Elements of structure indicated for coordination purposes. For full structure layouts refer to Structural Engineers drawings. Do not scale directly from drawing. All dimension to be checked on site prior to construction or fabrication of any elements. Any discrepancies between figured dimensions to be reported to architect for clarification prior to commencing work.

Revision: -
Date: -
Principal changes include:

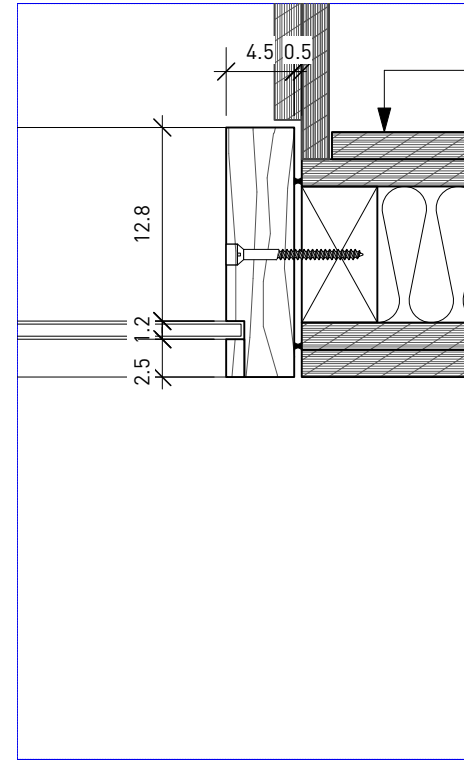
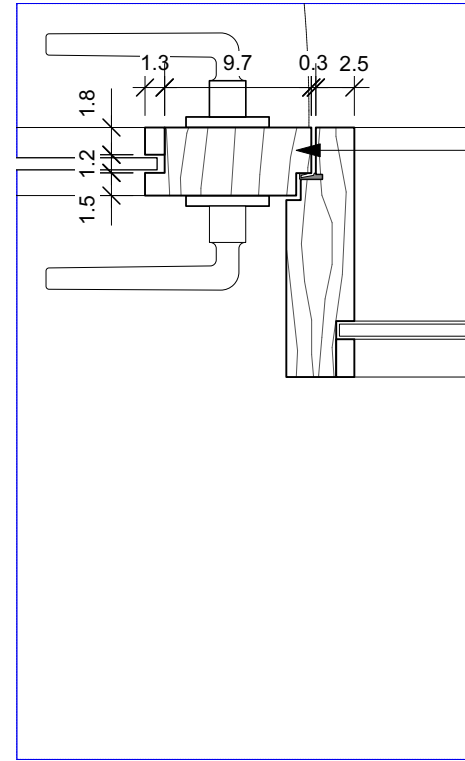
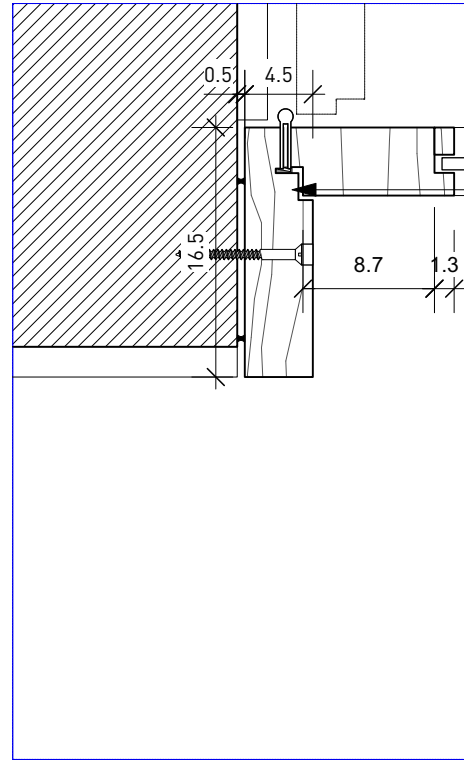
Project MoL Nursery
Title Door D-03, Plan, Section, Elevation
Scale 1:20 A3
Date Apr, 2022
Status Tender
Number 042/T/603
Revision -

NB

All dimensions to be checked in relation to site dimensions
 Unless noted all timber to be first grade pine, knot free or similar approved (dried to max 12% moisture content), D006 only to be accoya (planed down to remove burn marks)
 All dimensions to be checked against for compatibility with ironmongery
 All ironmongery to be supplied and installed by Contractor (finish brushed stainless steel, hinges to be 3 no. per door ball bearing ss hinges)
 Handles specification tbc (contractor to allow JD25 per pair)
 Glazed panels to be toughened safety glass
 All fixings to be concealed, recessed and pelleted flush
 All accessories to be supplied and installed by contractor to Architects approval
 Preparation and undercoating of timber as per manufacturer recommendations, minimum of 2 top coats with TDS Natural water based sealer, surfaces to be sanded between coats, 25% gloss
 Silicon sealant to be supplied and applied by the contractor, type and colour to approval

All dimensions are from structure to structure unless indicated otherwise.
 Elements of services indicated for coordination purposes. For full services layouts refer to Services Engineers drawings. Elements of structure indicated for coordination purposes. For full structure layouts refer to Structural Engineers drawings. Do not scale directly from drawing. All dimension to be checked on site prior to construction or fabrication of any elements. Any discrepancies between figured dimensions to be reported to architect for clarification prior to commencing work.

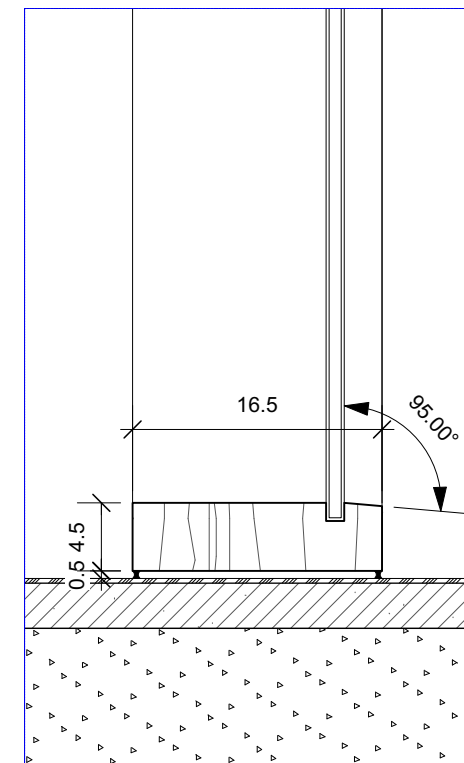
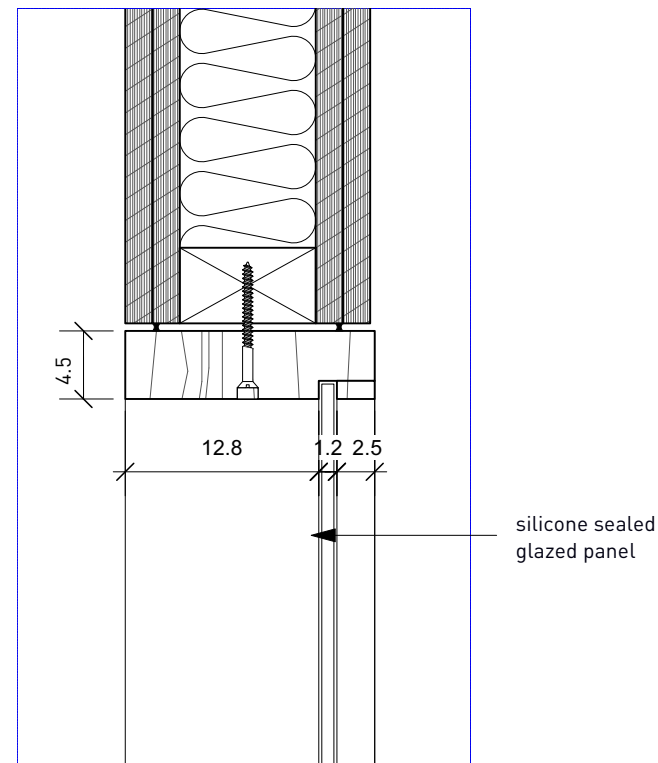
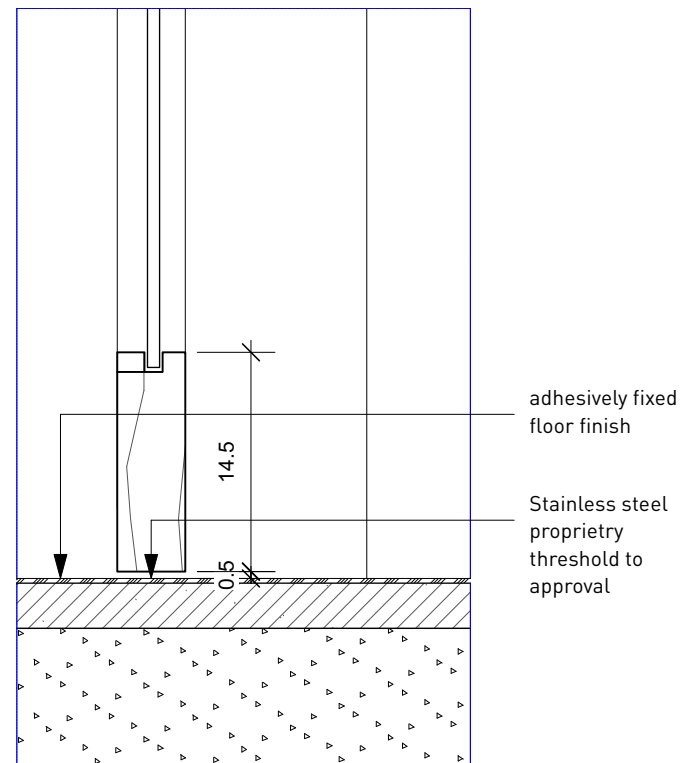
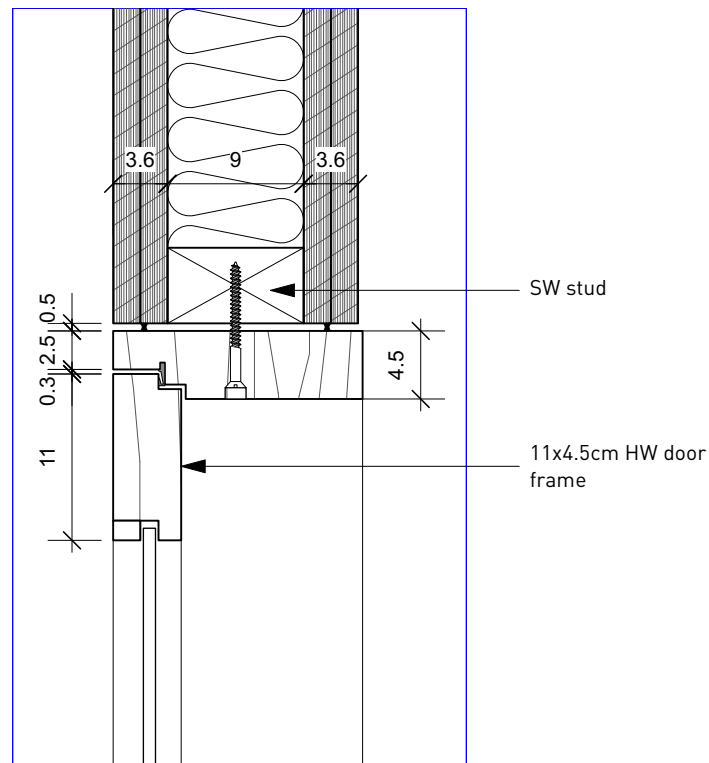
Revision: -
 Date: -
 Principal changes include:



1 Detail 01
 Scale: 1:5

2 Detail 02
 Scale: 1:5

3 Detail 03
 Scale: 1:5



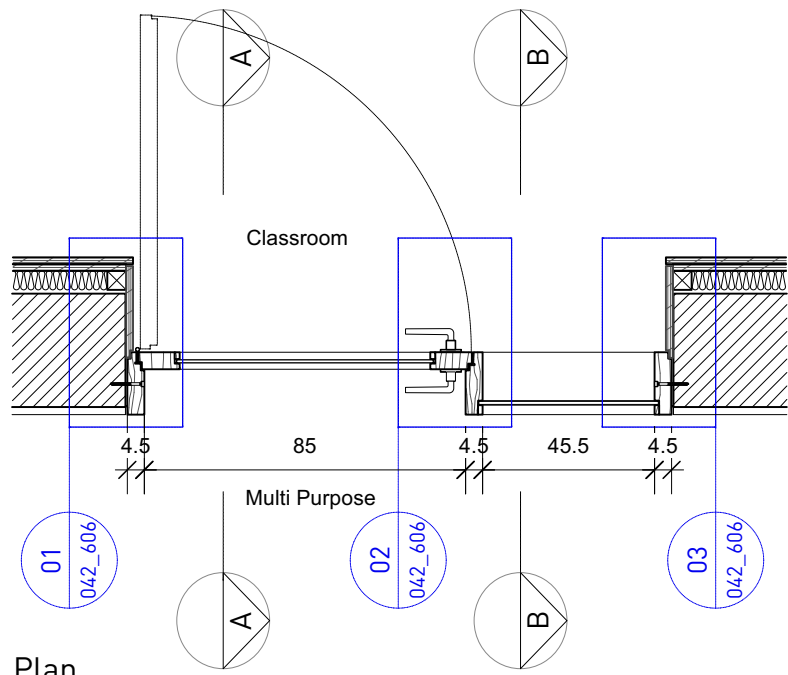
4 Door Head
 Scale: 1:5

5 Door Threshold
 Scale: 1:5

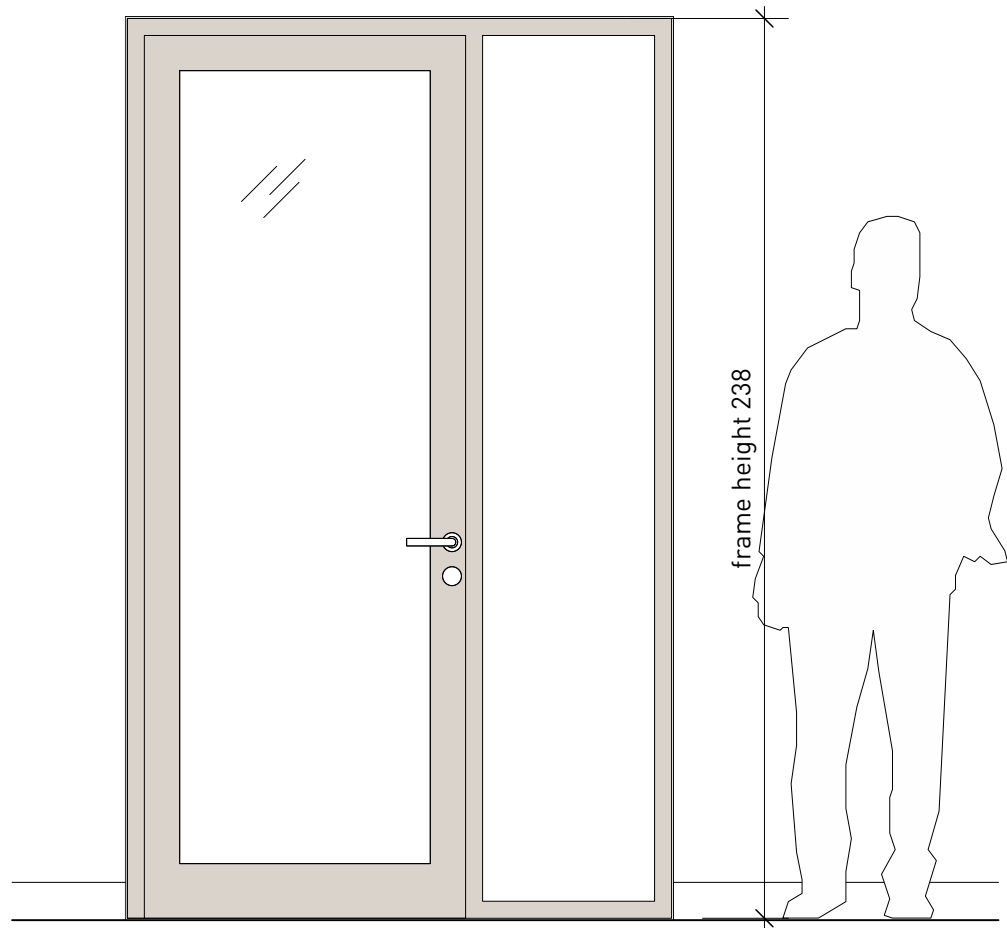
6 Glazing Head
 Scale: 1:5

7 Glazing Sill
 Scale: 1:5

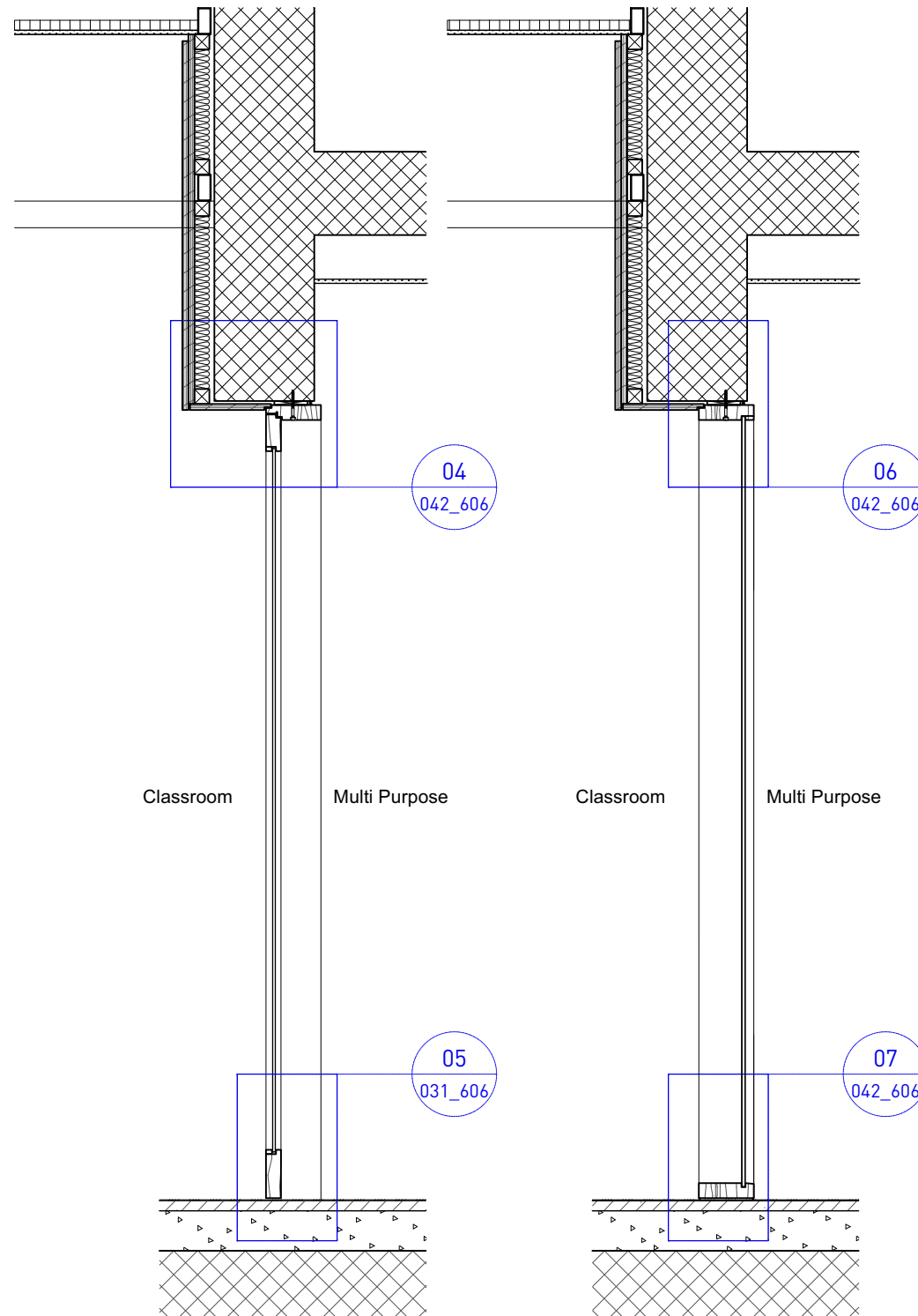
Project MoL Nursery
Title Door D-03_Details
Scale 1:5 A3
Date Apr, 2022
Status Tender
Number 042/T/604
Revision -



1 Plan
Scale: 1:20



2 Elevation from corridor
Scale: 1:20



3 Section AA
Scale: 1:20

4 Section BB
Scale: 1:20

All dimensions are from structure to structure unless indicated otherwise. Elements of services indicated for coordination purposes. For full services layouts refer to Services Engineers drawings. Elements of structure indicated for coordination purposes. For full structure layouts refer to Structural Engineers drawings. Do not scale directly from drawing. All dimension to be checked on site prior to construction or fabrication of any elements. Any discrepancies between figured dimensions to be reported to architect for clarification prior to commencing work.

Revision: -
Date: -
Principal changes include:

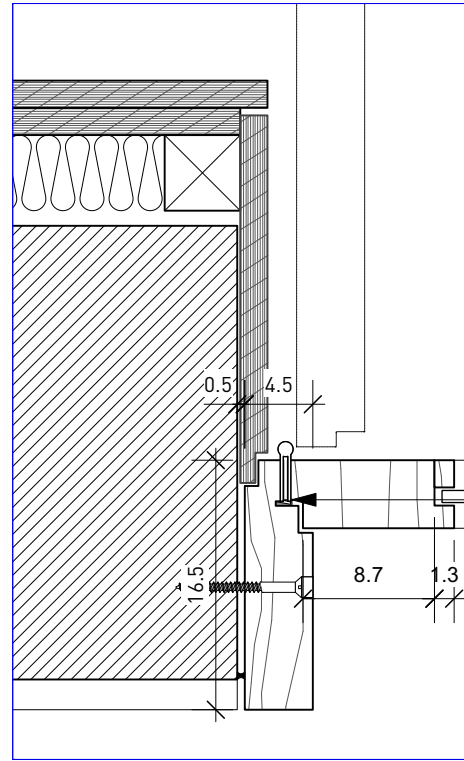
Project MoL Nursery
Title Door D-4/5, Plan, Section, Elevation
Scale 1:20 A3
Date Apr, 2022
Status Tender
Number 042/T/605
Revision -

NB

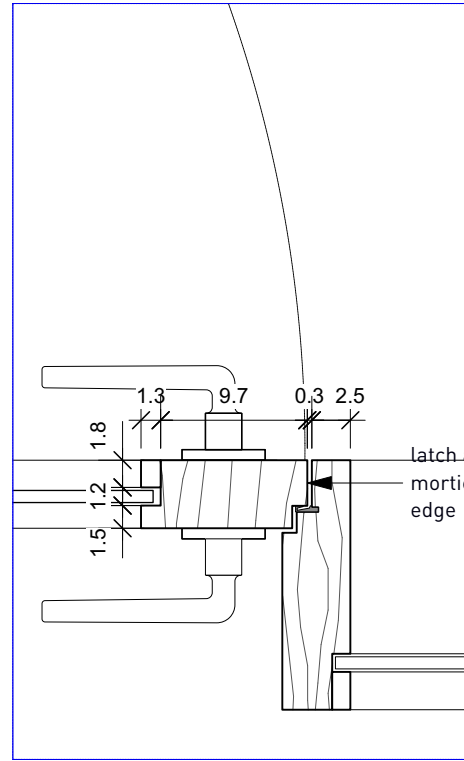
All dimensions to be checked in relation to site dimensions
 Unless noted all timber to be first grade pine, knot free or similar approved (dried to max 12% moisture content), D006 only to be accoya (planed down to remove burn marks)
 All dimensions to be checked against for compatibility with ironmongery
 All ironmongery to be supplied and installed by Contractor (finish brushed stainless steel, hinges to be 3 no. per door ball bearing ss hinges)
 Handles specification tbc (contractor to allow JD25 per pair)
 Glazed panels to be toughened safety glass
 All fixings to be concealed, recessed and pelleted flush
 All accessories to be supplied and installed by contractor to Architects approval
 Preparation and undercoating of timber as per manufacturer recommendations, minimum of 2 top coats with TDS Natural water based sealer, surfaces to be sanded between coats, 25% gloss
 Silicon sealant to be supplied and applied by the contractor, type and colour to approval

All dimensions are from structure to structure unless indicated otherwise.
 Elements of services indicated for coordination purposes. For full services layouts refer to Services Engineers drawings. Elements of structure indicated for coordination purposes. For full structure layouts refer to Structural Engineers drawings. Do not scale directly from drawing. All dimension to be checked on site prior to construction or fabrication of any elements. Any discrepancies between figured dimensions to be reported to architect for clarification prior to commencing work.

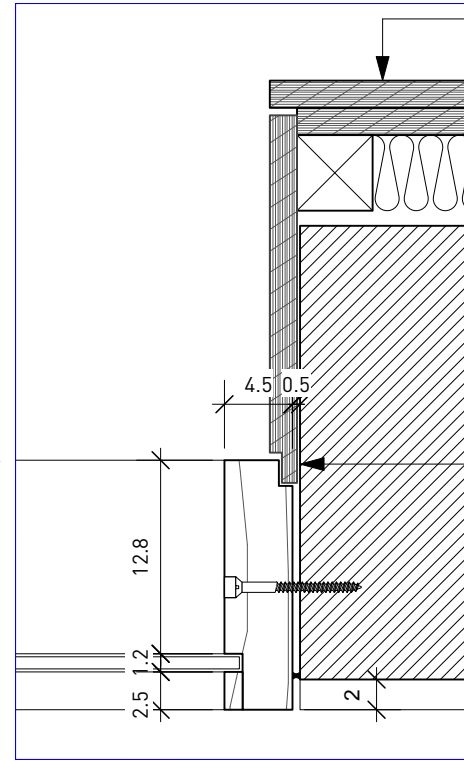
Revision: -
 Date: -
 Principal changes include:



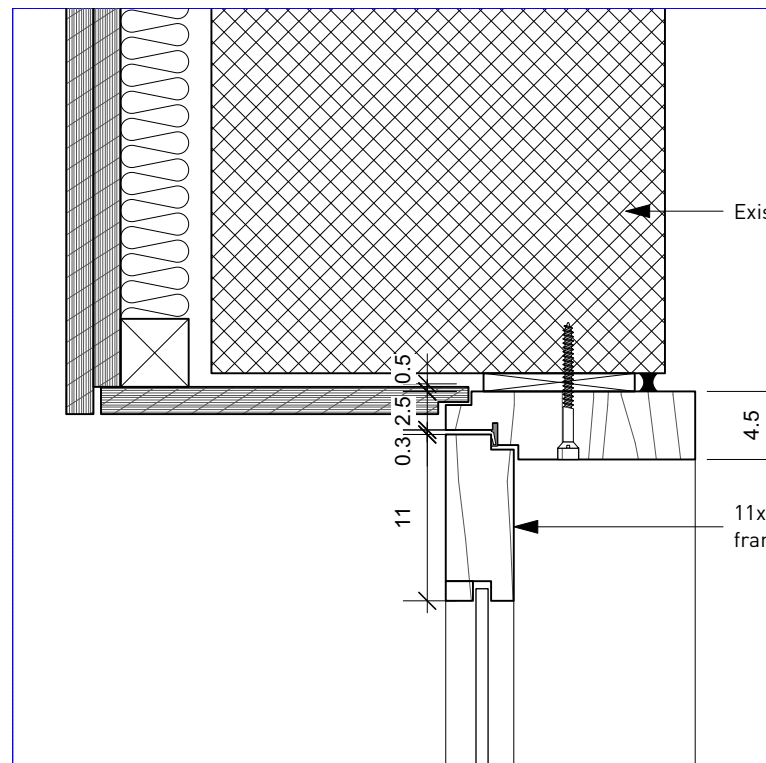
1 Detail 01
 Scale: 1:5



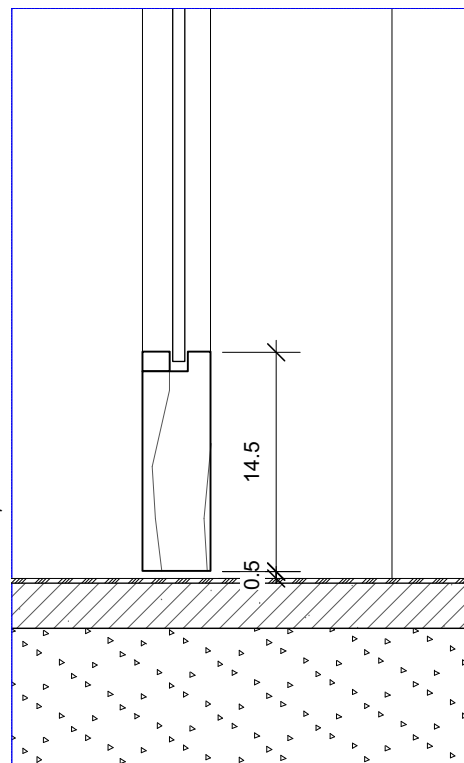
2 Detail 02
 Scale: 1:5



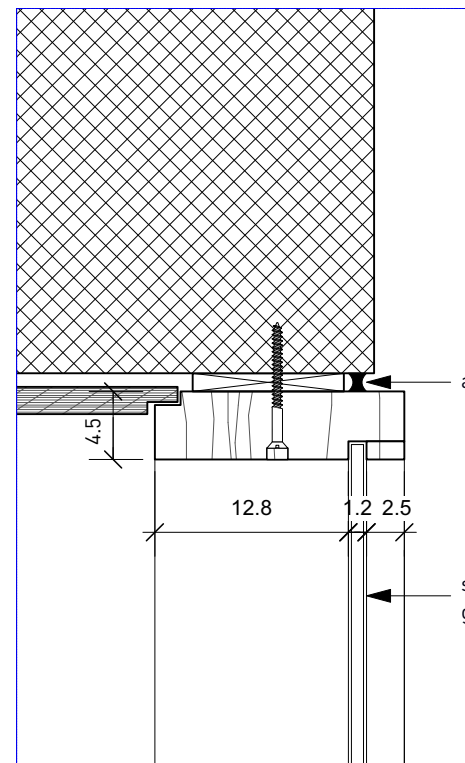
3 Detail 03
 Scale: 1:5



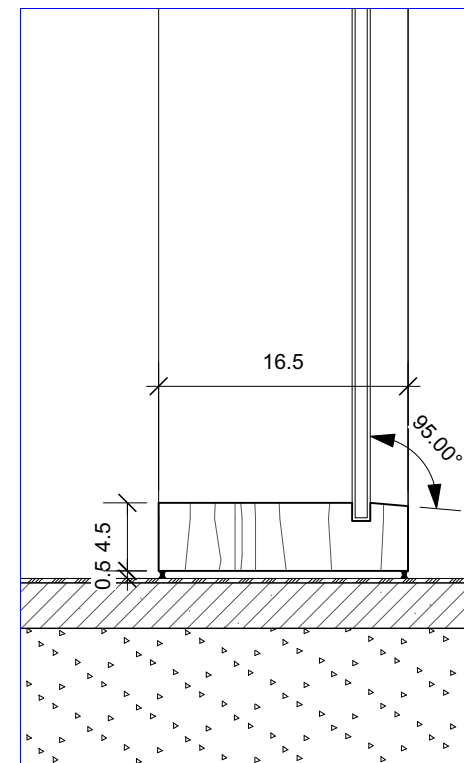
4 Door Head
 Scale: 1:5



5 Door Threshold
 Scale: 1:5

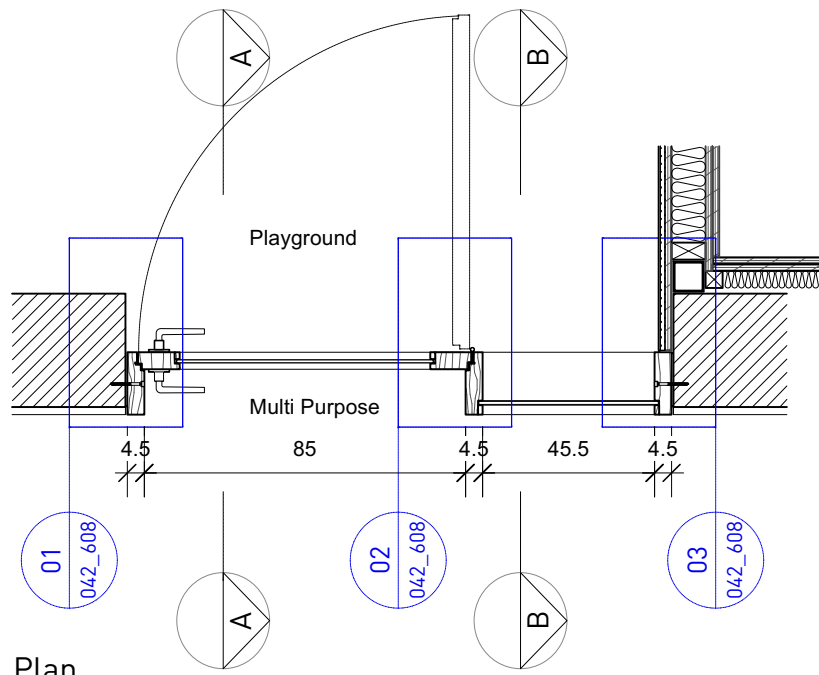


6 Glazing Head
 Scale: 1:5

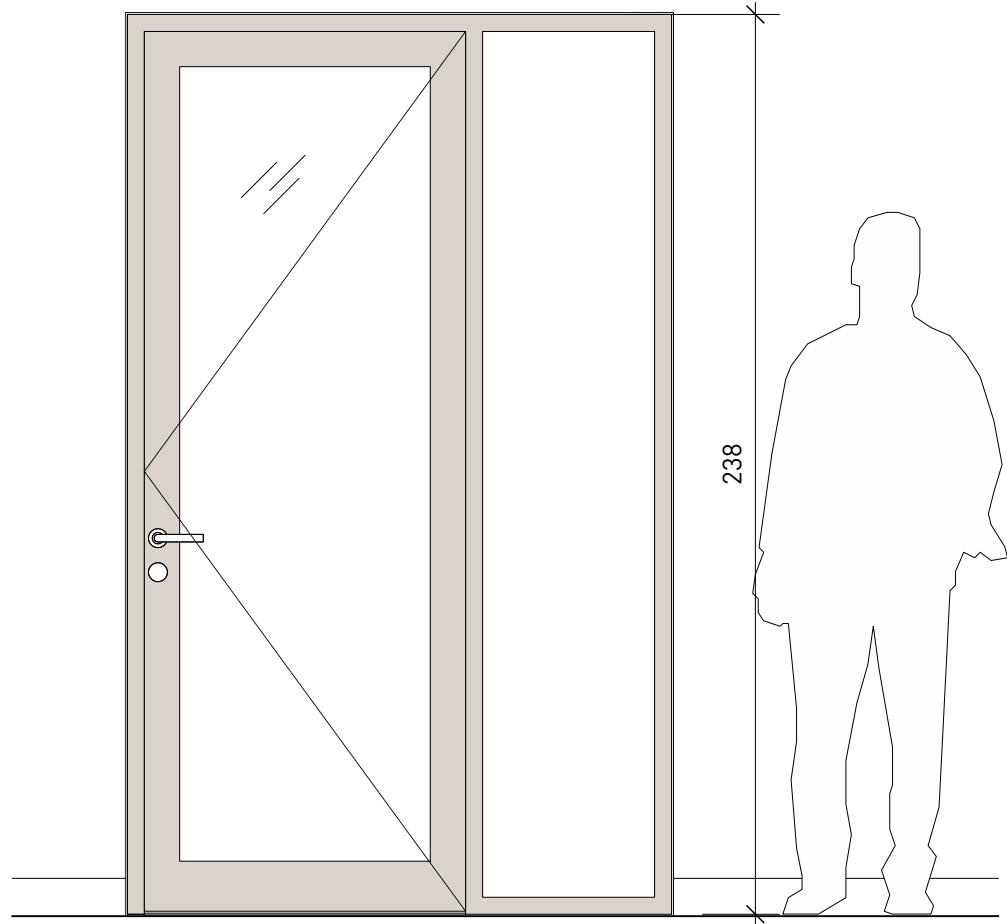


7 Glazing Sill
 Scale: 1:5

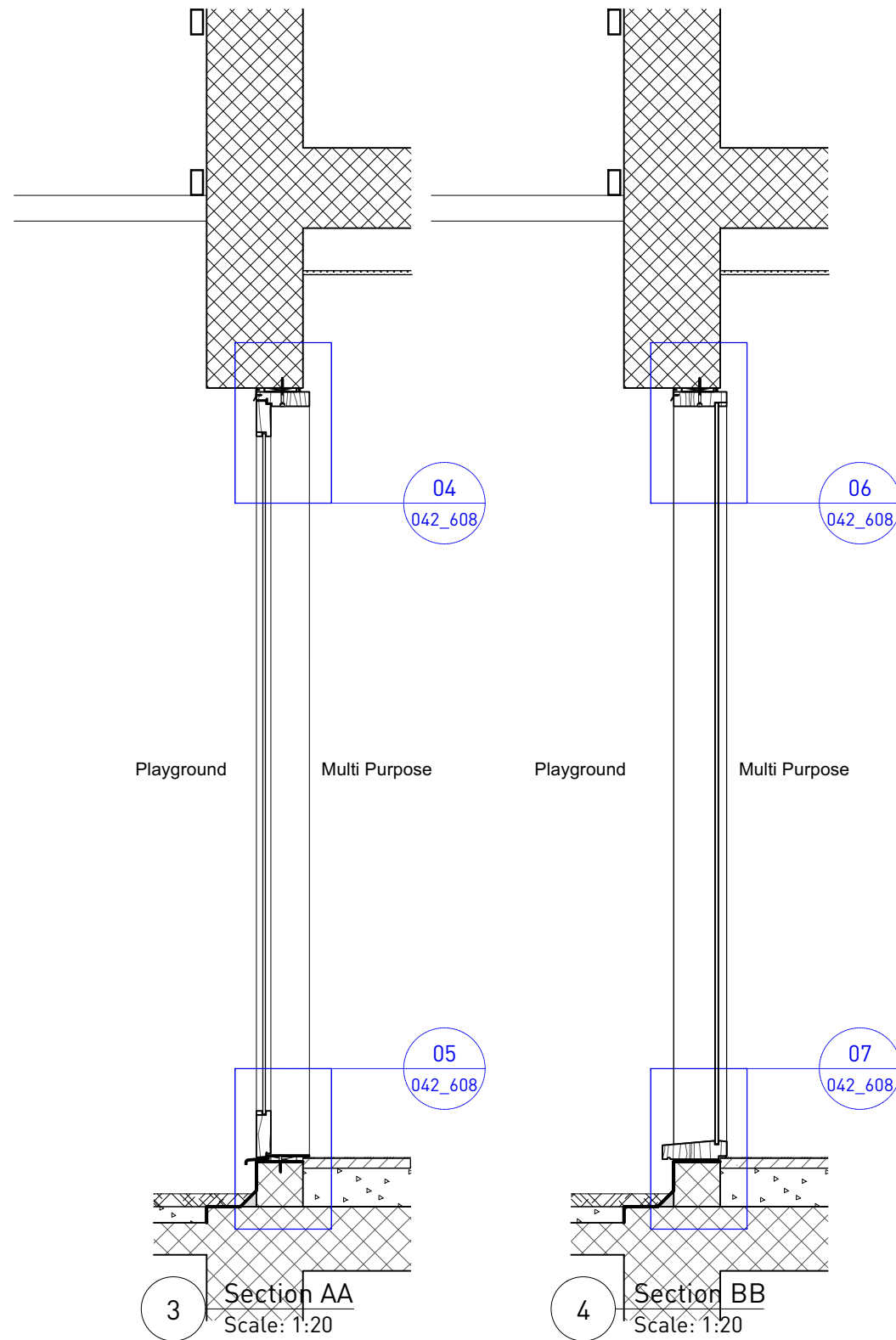
Project MoL Nursery
 Title Door D-4/5_Details
 Scale 1:5 A3
 Date Apr, 2022
 Status Tender
 Number 042/T/606
 Revision -



1 Plan
Scale: 1:20



2 Elevation from corridor
Scale: 1:20



3 Section AA
Scale: 1:20

4 Section BB
Scale: 1:20

All dimensions are from structure to structure unless indicated otherwise. Elements of services indicated for coordination purposes. For full services layouts refer to Services Engineers drawings. Elements of structure indicated for coordination purposes. For full structure layouts refer to Structural Engineers drawings. Do not scale directly from drawing. All dimension to be checked on site prior to construction or fabrication of any elements. Any discrepancies between figured dimensions to be reported to architect for clarification prior to commencing work.

Revision: -
Date: -
Principal changes include:

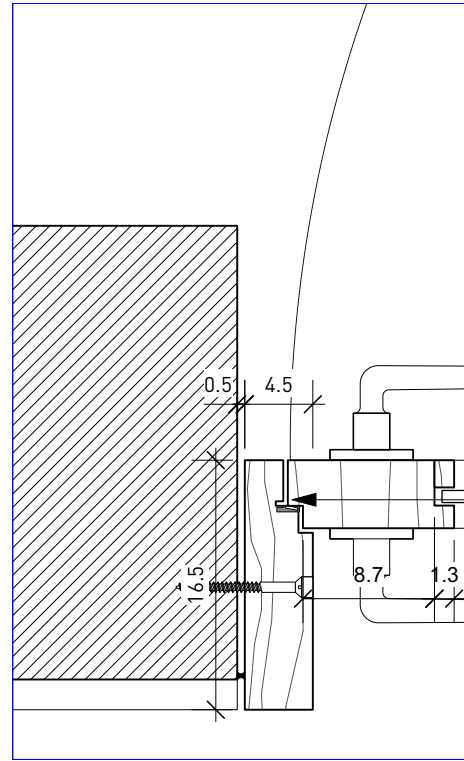
Project MoL Nursery
Title Door D-06, Plan, Section, Elevation
Scale 1:20 A3
Date Apr, 2022
Status Tender
Number 042/T/607
Revision -

NB

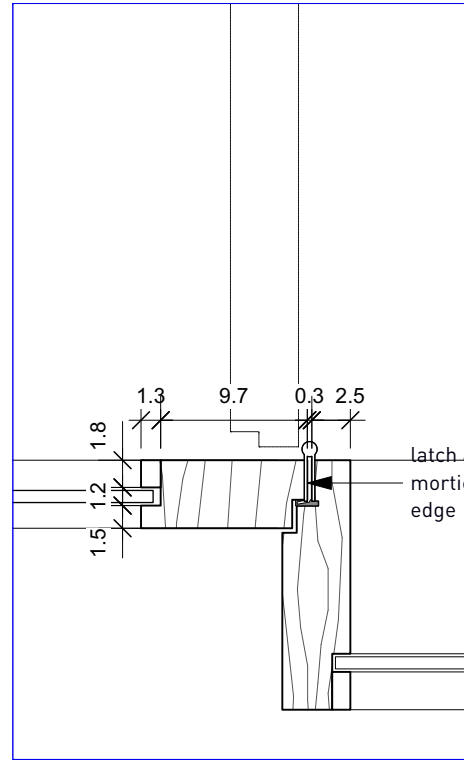
All dimensions to be checked in relation to site dimensions
 Unless noted all timber to be first grade pine, knot free or similar approved (dried to max 12% moisture content), D006 only to be accoya (planed down to remove burn marks)
 All dimensions to be checked against for compatibility with ironmongery
 All ironmongery to be supplied and installed by Contractor (finish brushed stainless steel, hinges to be 3 no. per door ball bearing ss hinges)
 Handles specification tbc (contractor to allow JD25 per pair)
 Glazed panels to be toughened safety glass
 All fixings to be concealed, recessed and pelleted flush
 All accessories to be supplied and installed by contractor to Architects approval
 Preparation and undercoating of timber as per manufacturer recommendations, minimum of 2 top coats with TDS Natural water based sealer, surfaces to be sanded between coats, 25% gloss
 Silicon sealant to be supplied and applied by the contractor, type and colour to approval

All dimensions are from structure to structure unless indicated otherwise.
 Elements of services indicated for coordination purposes. For full services layouts refer to Services Engineers drawings. Elements of structure indicated for coordination purposes. For full structure layouts refer to Structural Engineers drawings. Do not scale directly from drawing. All dimension to be checked on site prior to construction or fabrication of any elements. Any discrepancies between figured dimensions to be reported to architect for clarification prior to commencing work.

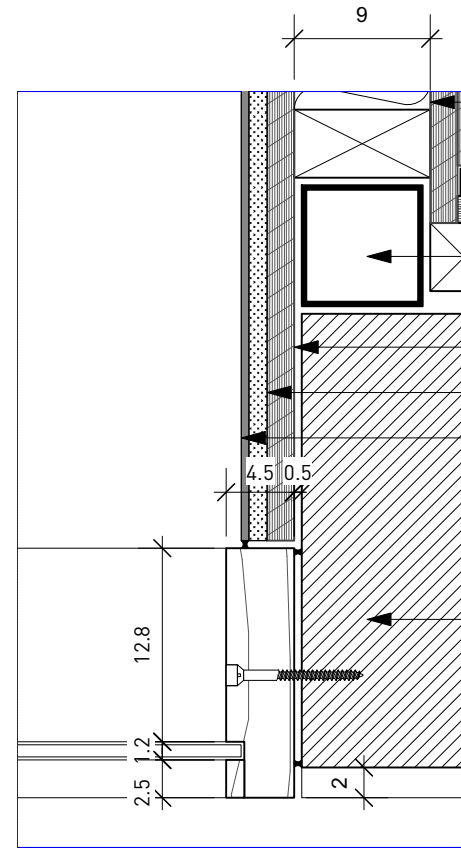
Revision: -
 Date: -
 Principal changes include:



continuous rubber gasket rebated in frame



latch and deadlock morticed into door edge

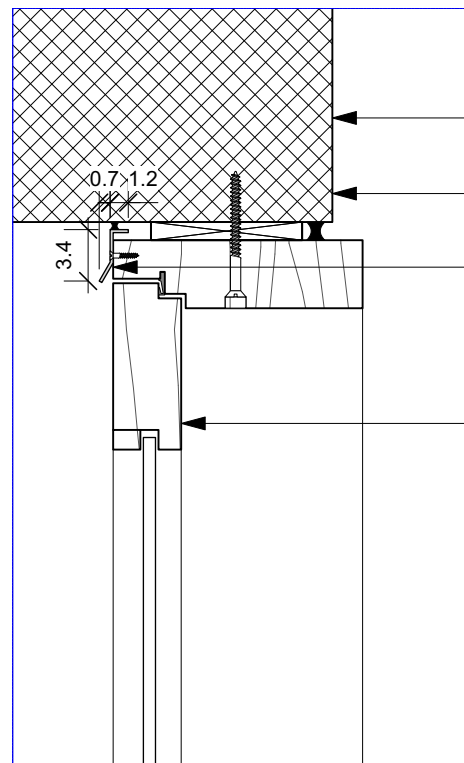


Rockwool thermal insulation between SW studs
 Existing steel post
 18mm WBP plywood
 12mm cement board
 Render system by Creative Concrete (colour to be approved)
 Existing wall

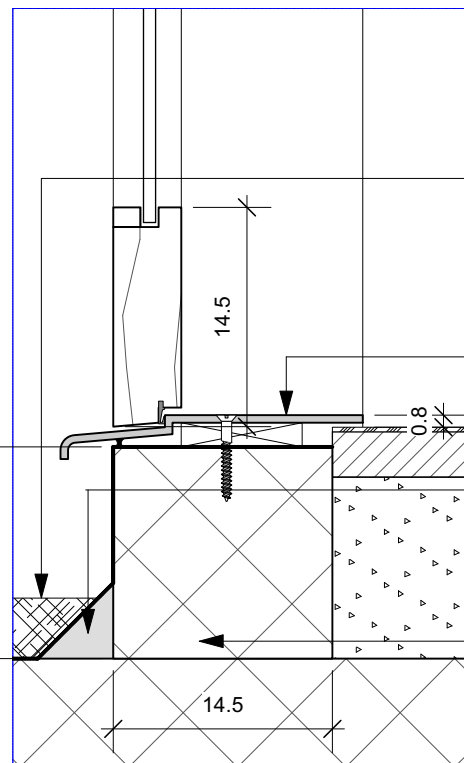
1 Detail 01
 Scale: 1:5

2 Detail 02
 Scale: 1:5

3 Detail 03
 Scale: 1:5



Existing wall
 Acrylic sealant (max 1cm. gap)
 Bespoke 2mm stainless steel drip fixed to frame with csk stainless steel screws
 11x4.5cm HW door frame

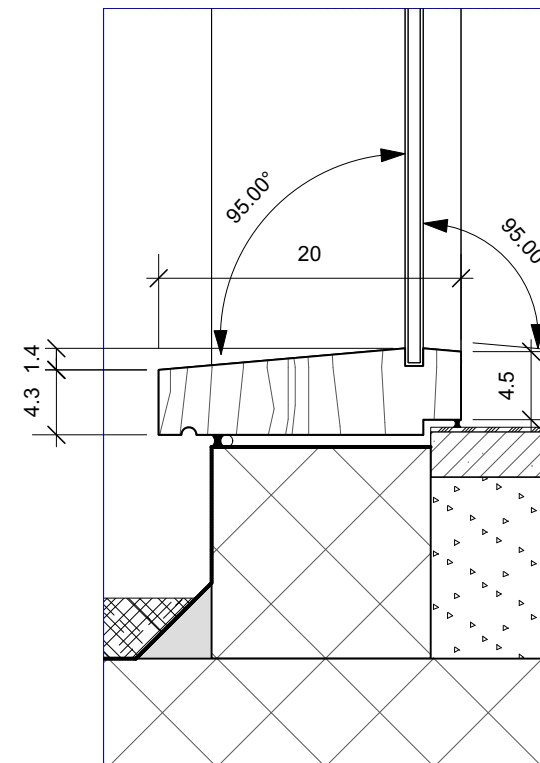
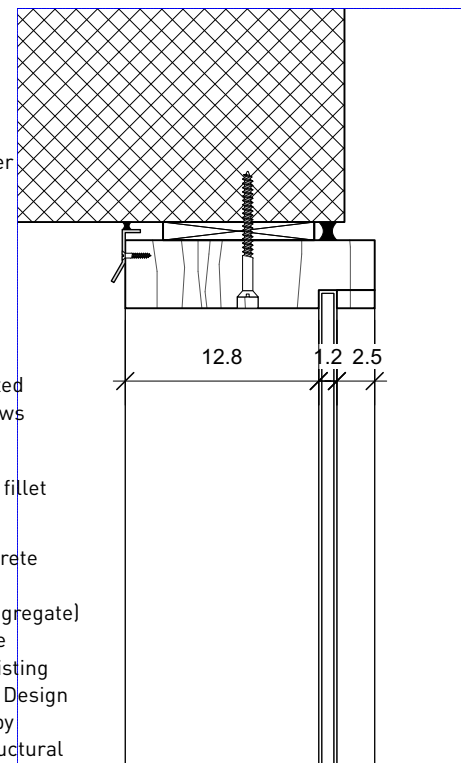


proprietary rubber external floor finish
 Bespoke 5mm stainless steel threshold, mechanically fixed with csk ss screws
 4x4cm concrete fillet
 Reinforced concrete upstand (1:2:3 cement:sand:aggregate) kicker bars to be connected to existing slab with epoxy. Design to be approved by contractor's structural engineer

4 Door Head
 Scale: 1:5

5 Door Threshold
 Scale: 1:5

6 Glazing Head
 Scale: 1:5



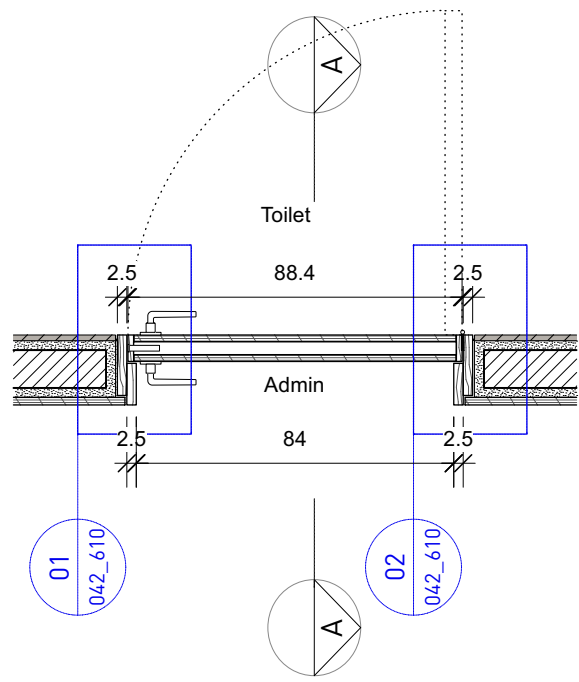
7 Glazing Sill
 Scale: 1:5

Project MoL Nursery
 Title Door D-06_Details
 Scale 1:5 A3
 Date Apr, 2022
 Status Tender
 Number 042/T/608
 Revision -

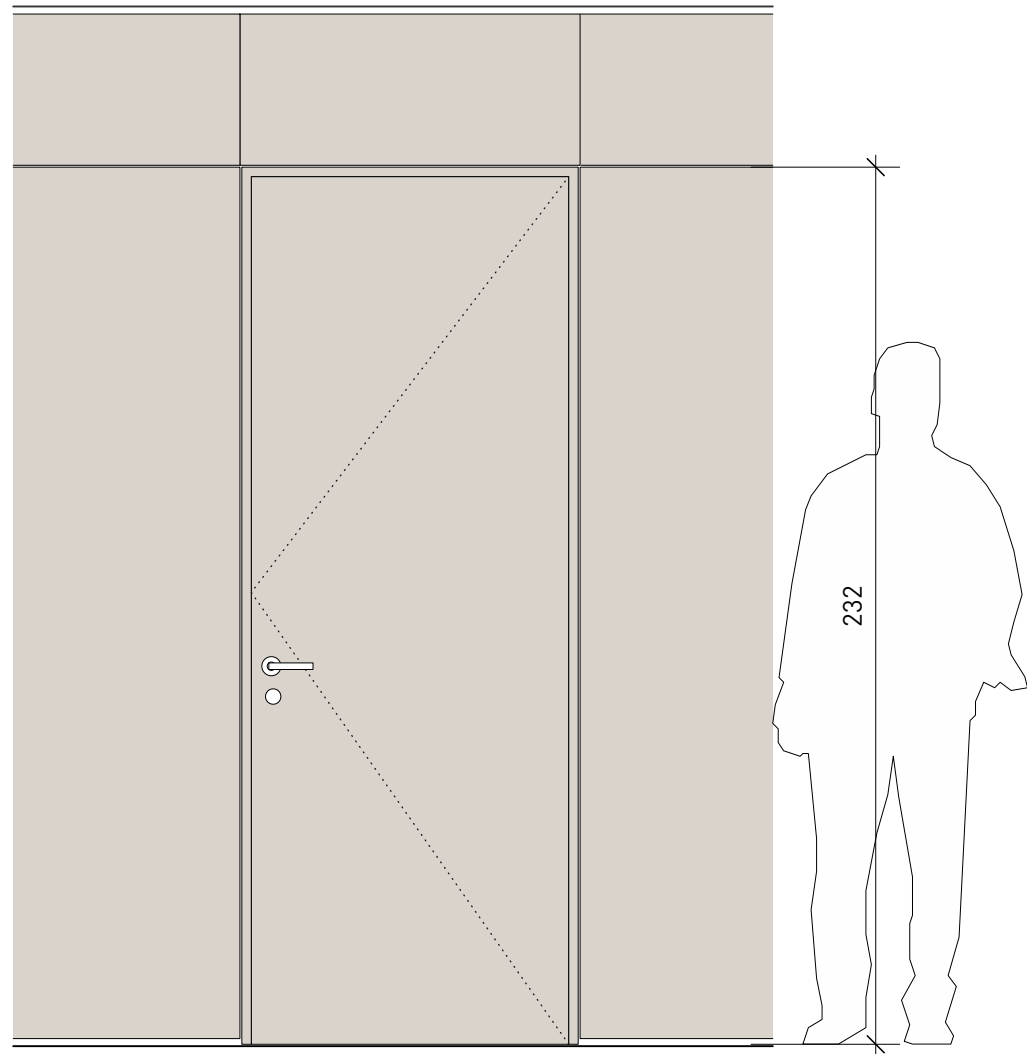
All dimensions are from structure to structure unless indicated otherwise. Elements of services indicated for coordination purposes. For full services layouts refer to Services Engineers drawings. Elements of structure indicated for coordination purposes. For full structure layouts refer to Structural Engineers drawings. Do not scale directly from drawing. All dimension to be checked on site prior to construction or fabrication of any elements. Any discrepancies between figured dimensions to be reported to architect for clarification prior to commencing work.

Revision: -
 Date: -
 Principal changes include:

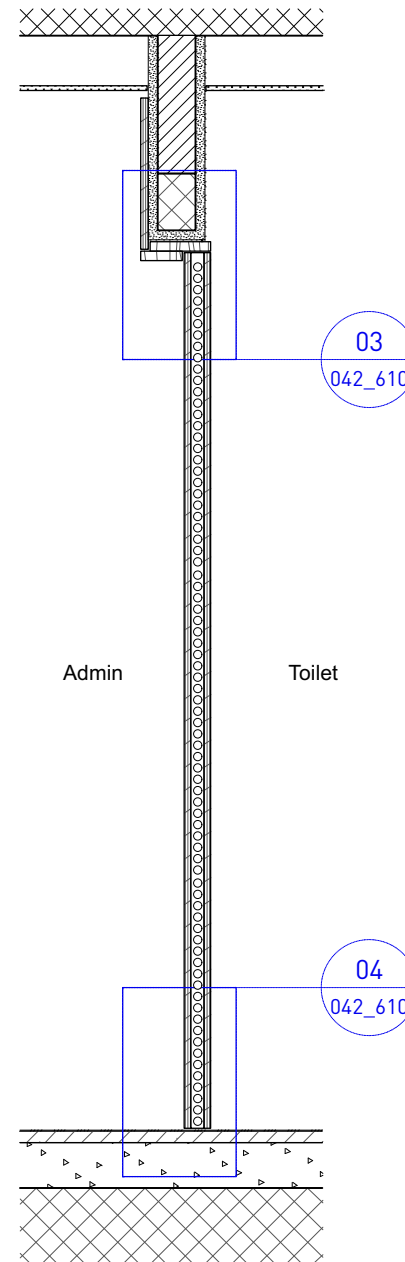
Project MoL Nursery
Title Door D-01, Plan, Section, Elevation
Scale 1:20 A3
Date Apr, 2022
Status Tender
Number 042/T/609
Revision -



1 Plan
 Scale: 1:20



2 Elevation from admin area
 Scale: 1:20



3 Section AA
 Scale: 1:20

NB

All dimensions to be checked in relation to site dimensions
Unless noted all timber to be first grade pine, knot free or similar approved (dried to max 12% moisture content), D006 only to be accoya (planed down to remove burn marks)

All dimensions to be checked against for compatibility with ironmongery

All ironmongery to be supplied and installed by Contractor (finish brushed stainless steel, hinges to be 3 no. per door ball bearing ss hinges)

Handles specification tbc (contractor to allow JD25 per pair)

Glazed panels to be toughened safety glass

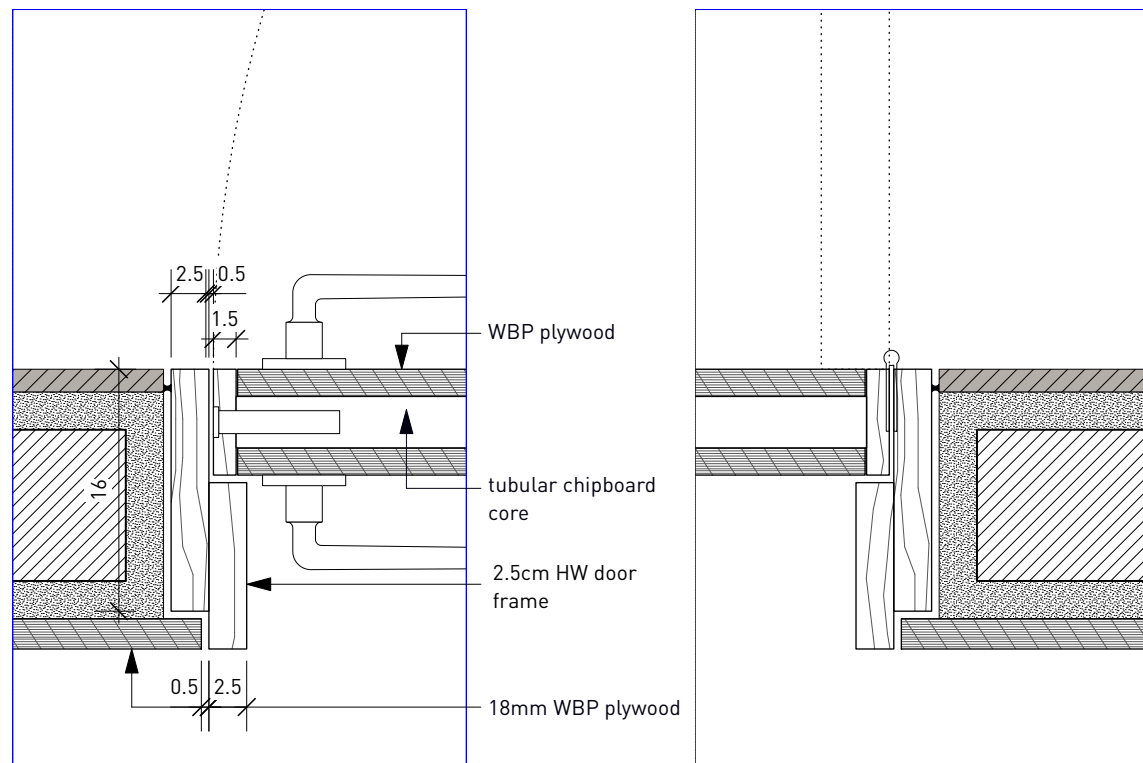
All fixings to be concealed, recessed and pelleted flush

All accessories to be supplied and installed by contractor to Architects approval

Preparation and undercoating of timber as per manufacturer recommendations, minimum of 2 top coats with TDS Natural water based sealer, surfaces to be sanded between coats, 25% gloss

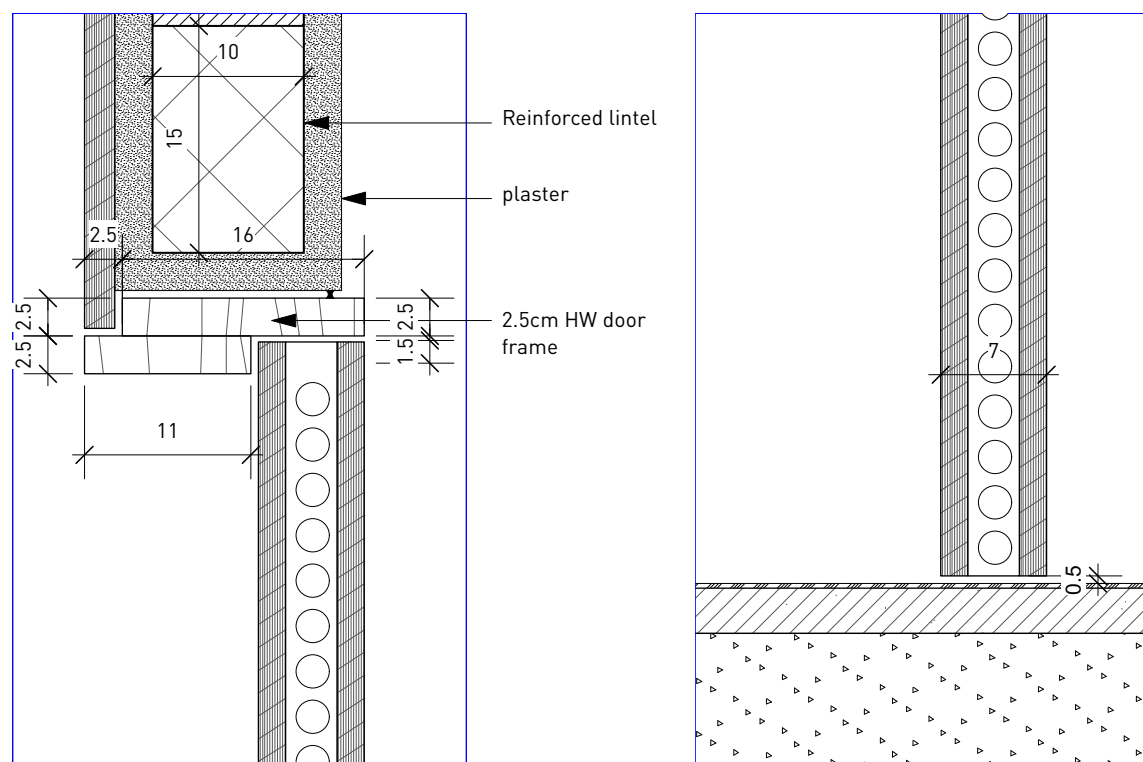
Silicon sealant to be supplied and applied by the contractor, type and colour to approval

All dimensions are from structure to structure unless indicated otherwise. Elements of services indicated for coordination purposes. For full services layouts refer to Services Engineers drawings. Elements of structure indicated for coordination purposes. For full structure layouts refer to Structural Engineers drawings. Do not scale directly from drawing. All dimension to be checked on site prior to construction or fabrication of any elements. Any discrepancies between figured dimensions to be reported to architect for clarification prior to commencing work.



1 Detail 01
Scale: 1:5

2 Detail 02
Scale: 1:5

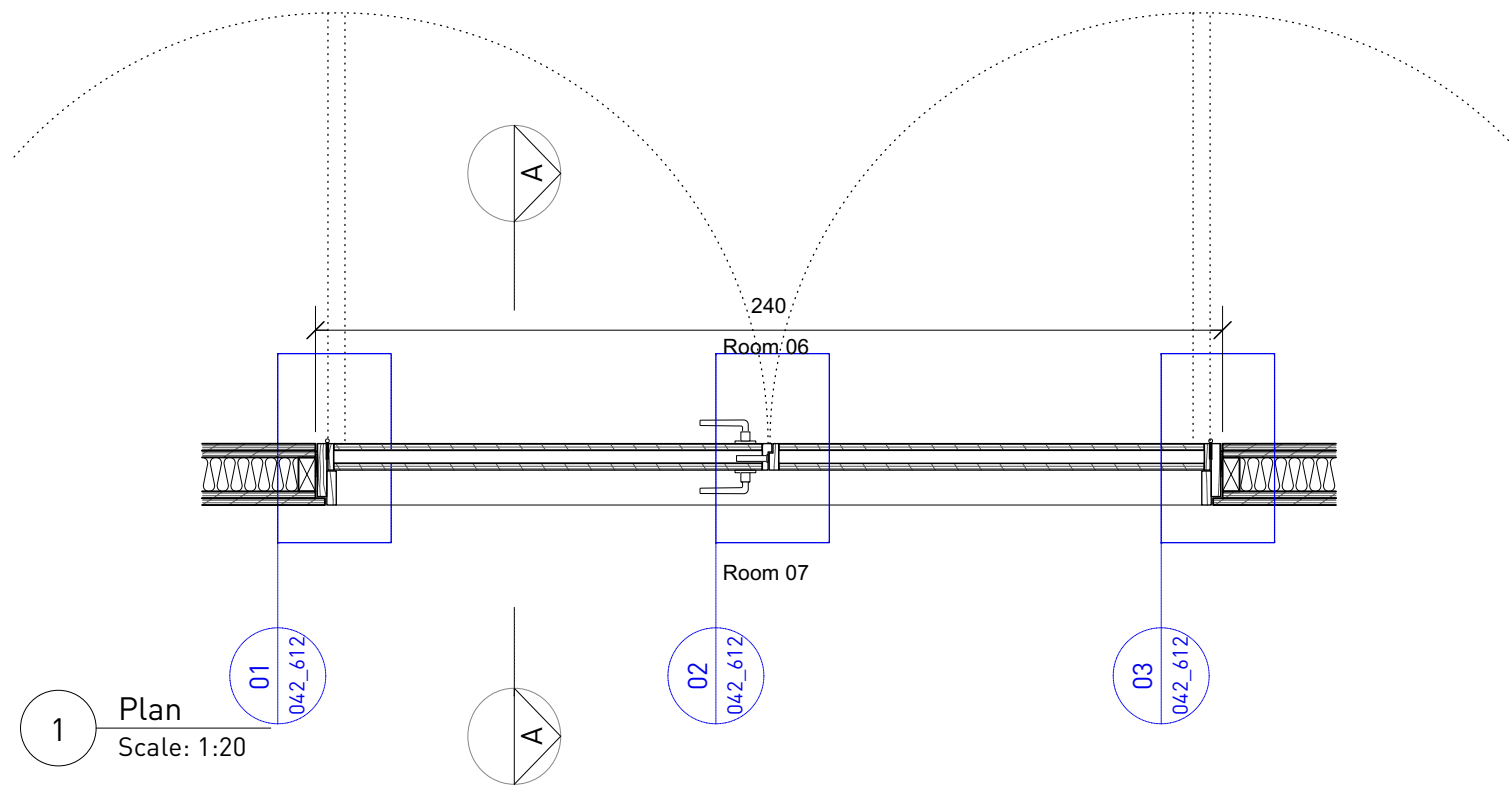


4 Door Head
Scale: 1:5

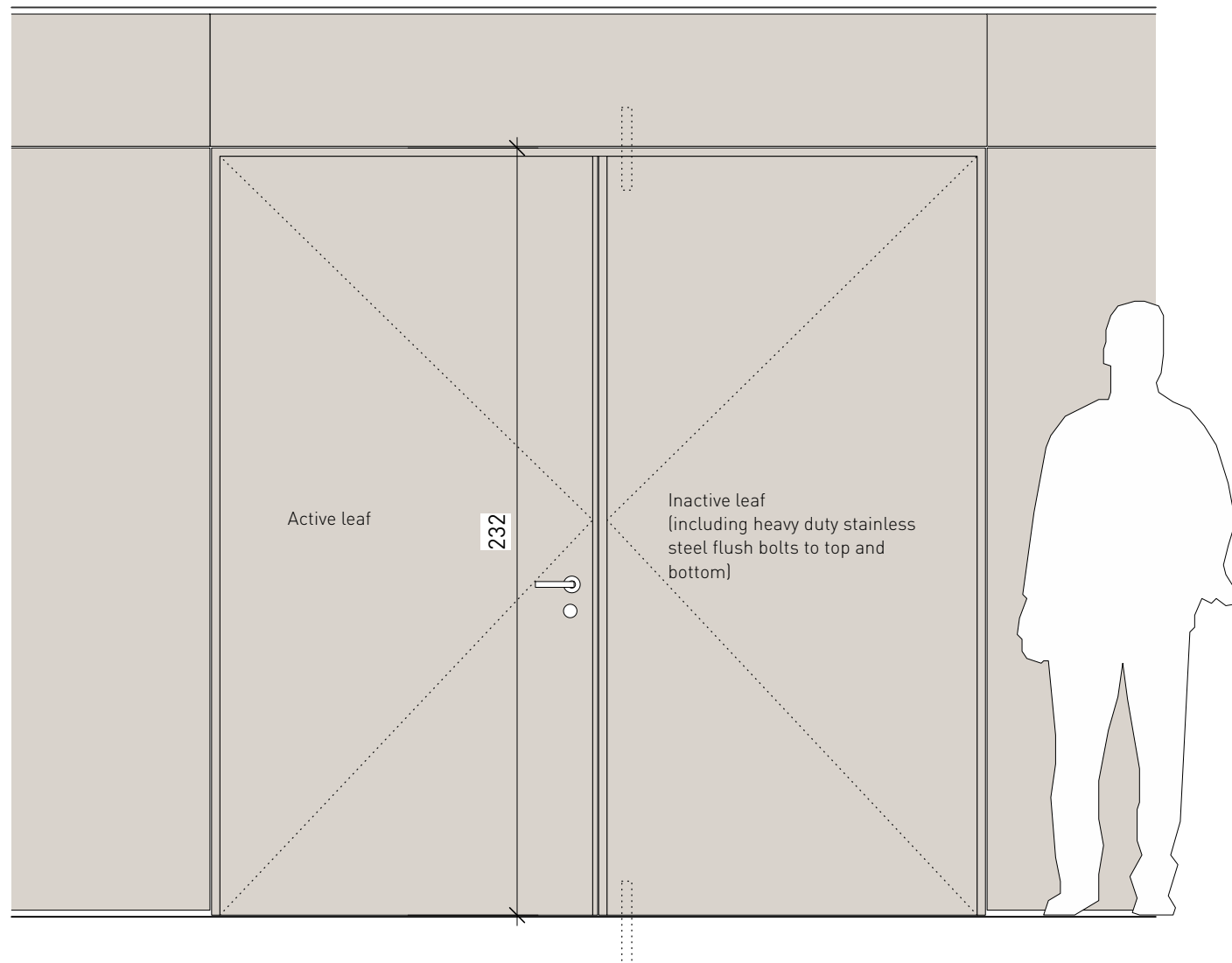
5 Door Threshold
Scale: 1:5

Revision: -
Date: -
Principal changes include:

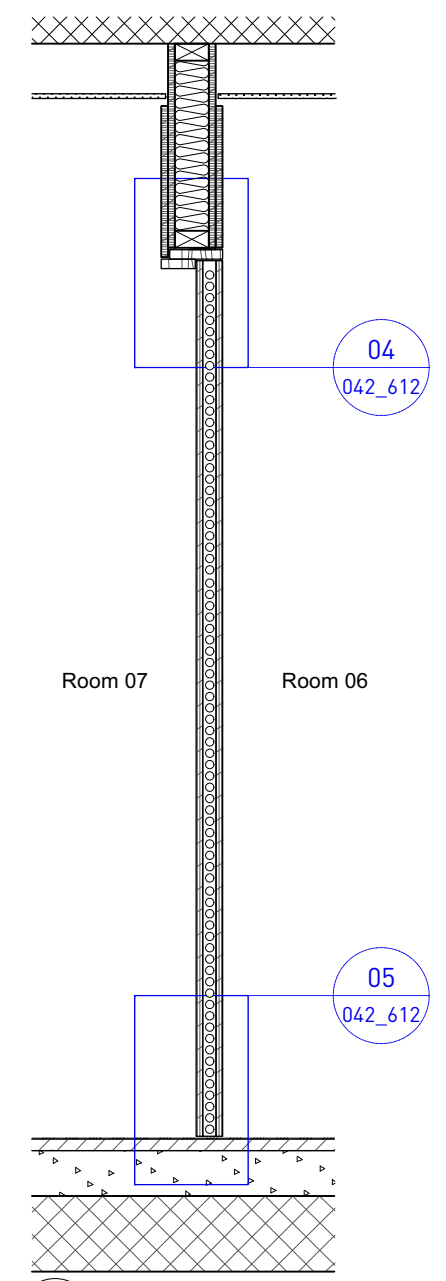
Project MoL Nursery
Title Door D-01_Details
Scale 1:5 A3
Date Apr, 2022
Status Tender
Number 042/T/610
Revision -



1 Plan
Scale: 1:20



2 Elevation from admin area
Scale: 1:20



3 Section AA
Scale: 1:20

All dimensions are from structure to structure unless indicated otherwise. Elements of services indicated for coordination purposes. For full services layouts refer to Services Engineers drawings. Elements of structure indicated for coordination purposes. For full structure layouts refer to Structural Engineers drawings. Do not scale directly from drawing. All dimension to be checked on site prior to construction or fabrication of any elements. Any discrepancies between figured dimensions to be reported to architect for clarification prior to commencing work.

Revision: -
Date: -
Principal changes include:

Project	MoL Nursery
Title	Door D-07, Plan, Section, Elevation
Scale	1:20 A3
Date	Apr, 2022
Status	Tender
Number	042/T/611
Revision	-

NB

All dimensions to be checked in relation to site dimensions
Unless noted all timber to be first grade pine, knot free or similar approved (dried to max 12% moisture content), D006 only to be accoya (planed down to remove burn marks)

All dimensions to be checked against for compatibility with ironmongery

All ironmongery to be supplied and installed by Contractor (finish brushed stainless steel, hinges to be 3 no. per door ball bearing ss hinges)

Handles specification tbc (contractor to allow JD25 per pair)

Glazed panels to be toughened safety glass

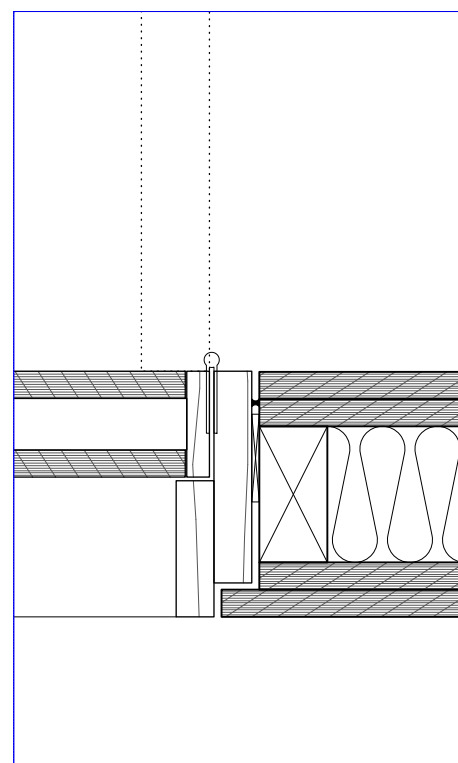
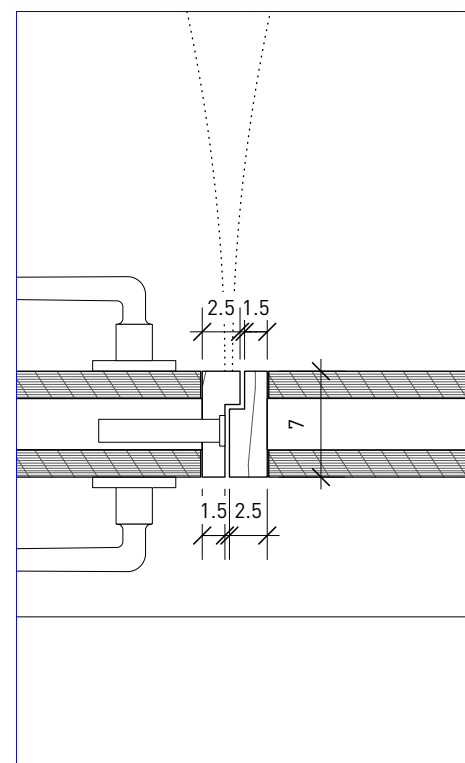
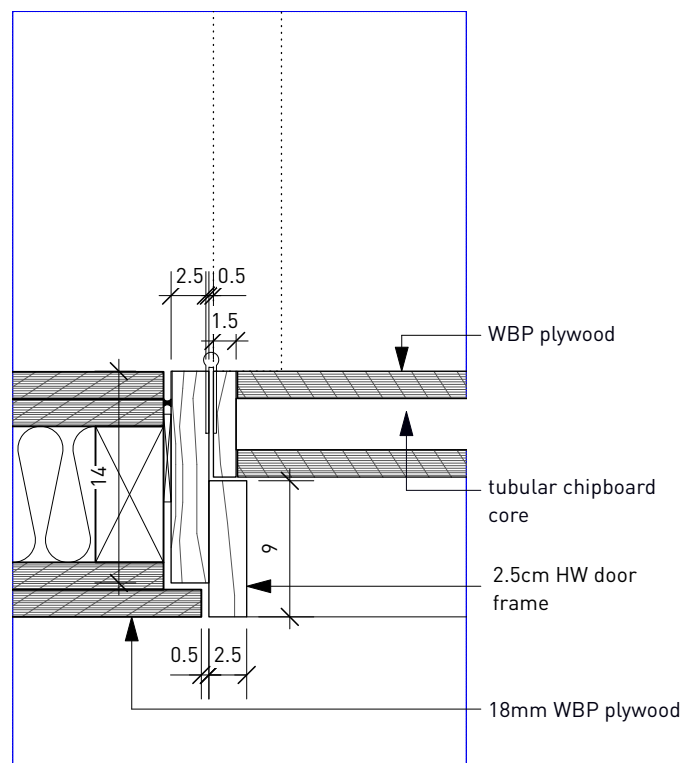
All fixings to be concealed, recessed and pelleted flush

All accessories to be supplied and installed by contractor to Architects approval

Preparation and undercoating of timber as per manufacturer recommendations, minimum of 2 top coats with TDS Natural water based sealer, surfaces to be sanded between coats, 25% gloss

Silicon sealant to be supplied and applied by the contractor, type and colour to approval

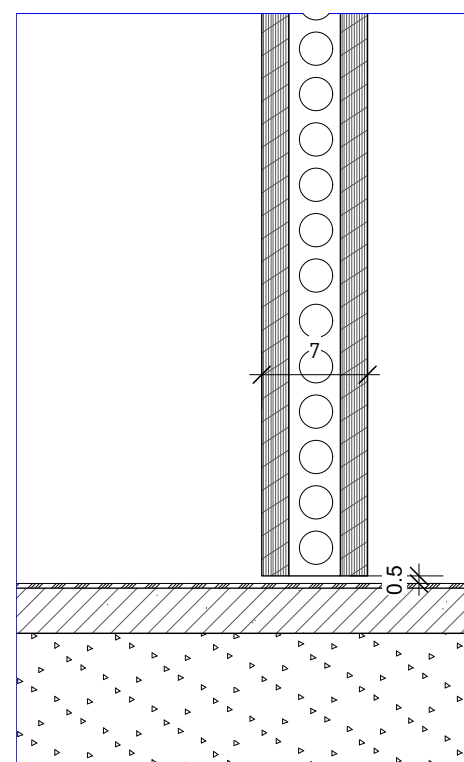
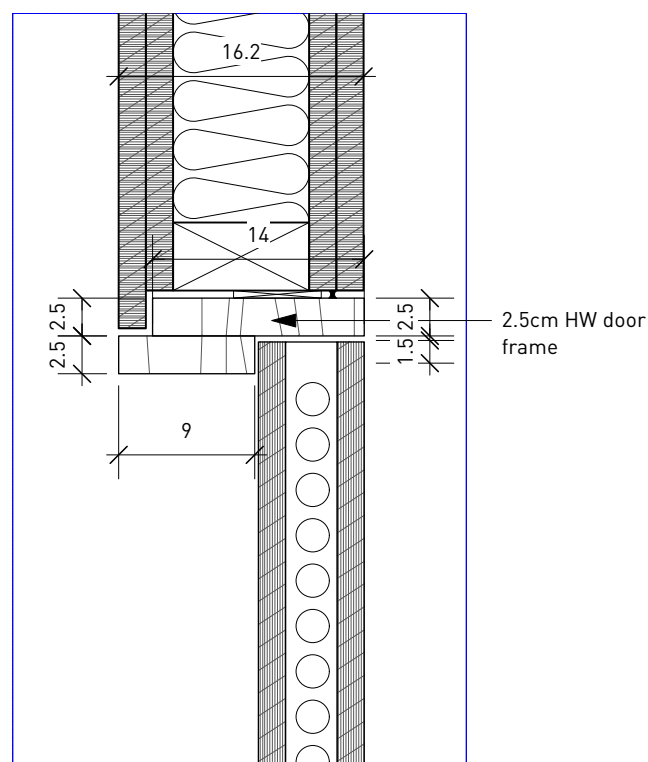
All dimensions are from structure to structure unless indicated otherwise. Elements of services indicated for coordination purposes. For full services layouts refer to Services Engineers drawings. Elements of structure indicated for coordination purposes. For full structure layouts refer to Structural Engineers drawings. Do not scale directly from drawing. All dimension to be checked on site prior to construction or fabrication of any elements. Any discrepancies between figured dimensions to be reported to architect for clarification prior to commencing work.



1 Detail 01
Scale: 1:5

2 Detail 02
Scale: 1:5

3 Detail 03
Scale: 1:5



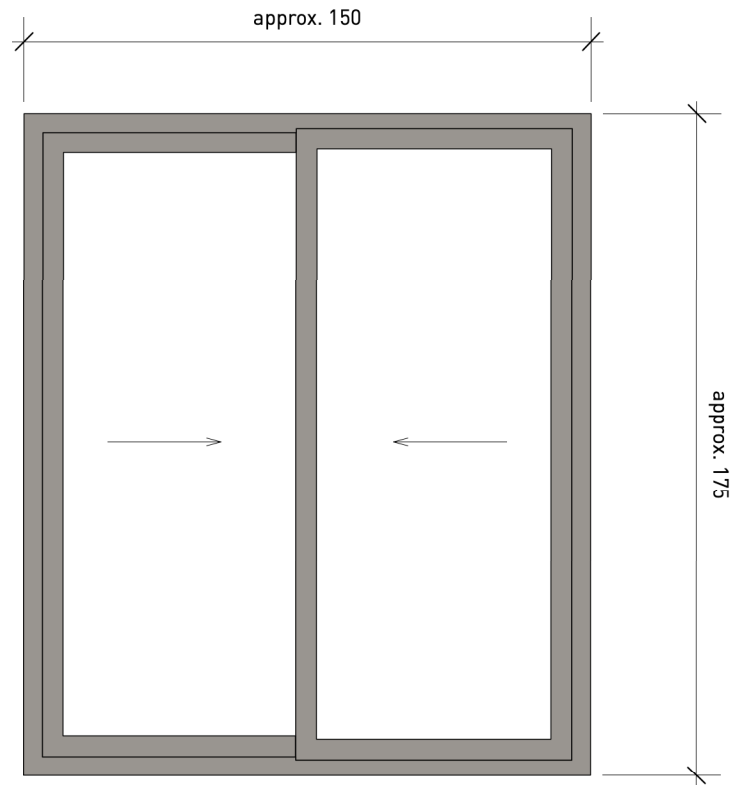
4 Door Head
Scale: 1:5

5 Door Threshold
Scale: 1:5

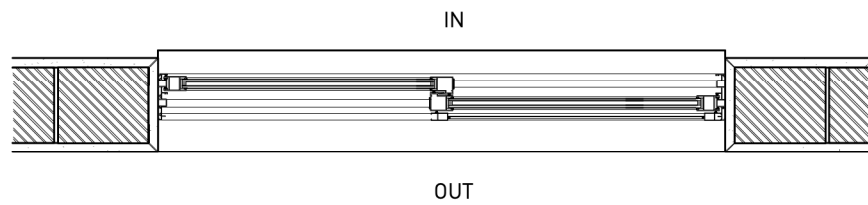
Revision: -
Date: -
Principal changes include:

Project MoL Nursery
Title Door D-07_Details
Scale 1:5 A3
Date Apr, 2022
Status Tender
Number 042/T/612
Revision -

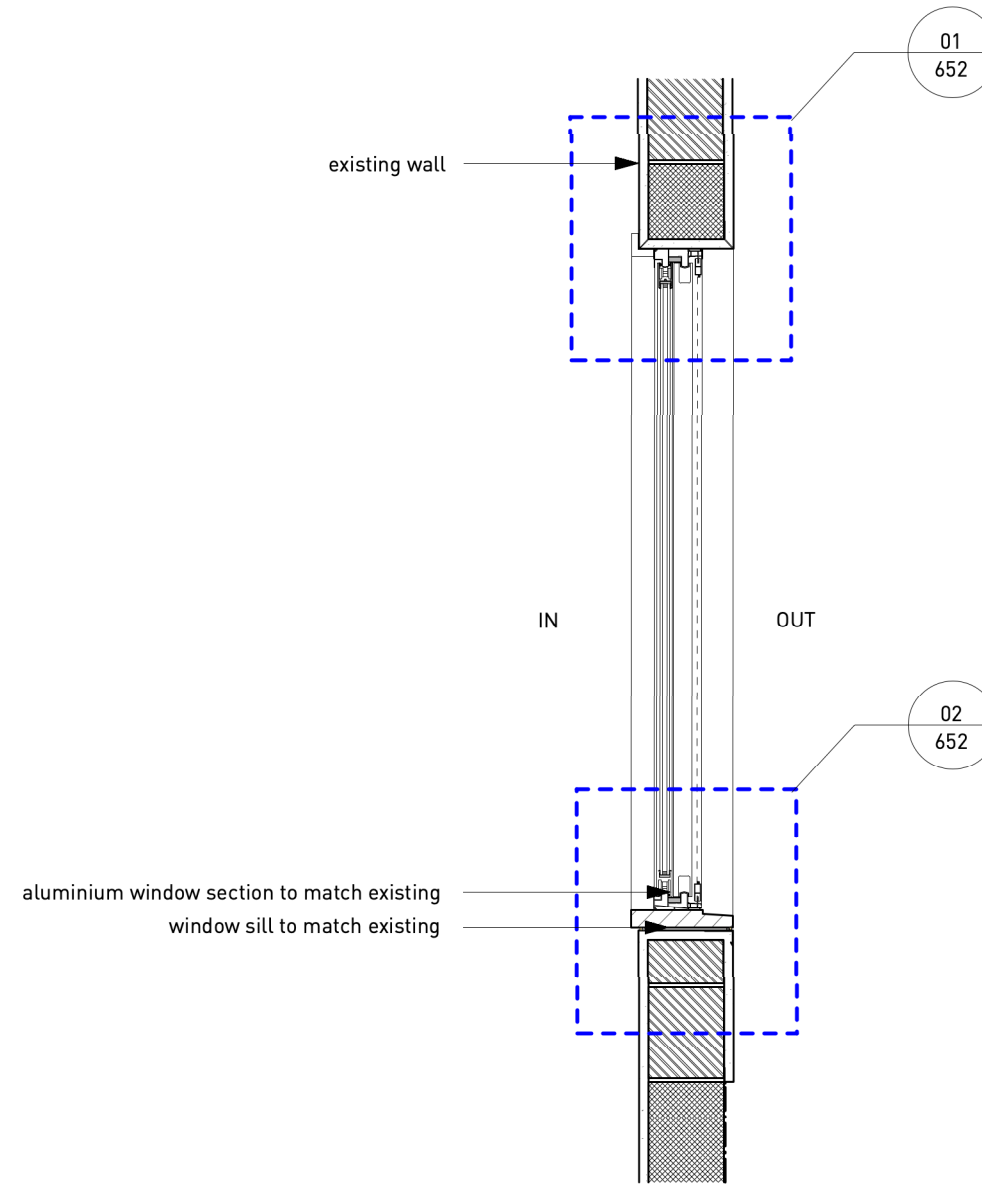
NB
Exact dimensions to be measured on site.



1 Window (W01) Elevation
Scale: 1:20



2 Window (W01) Plan
Scale: 1:20



3 Window (W01) Section
Scale: 1:20

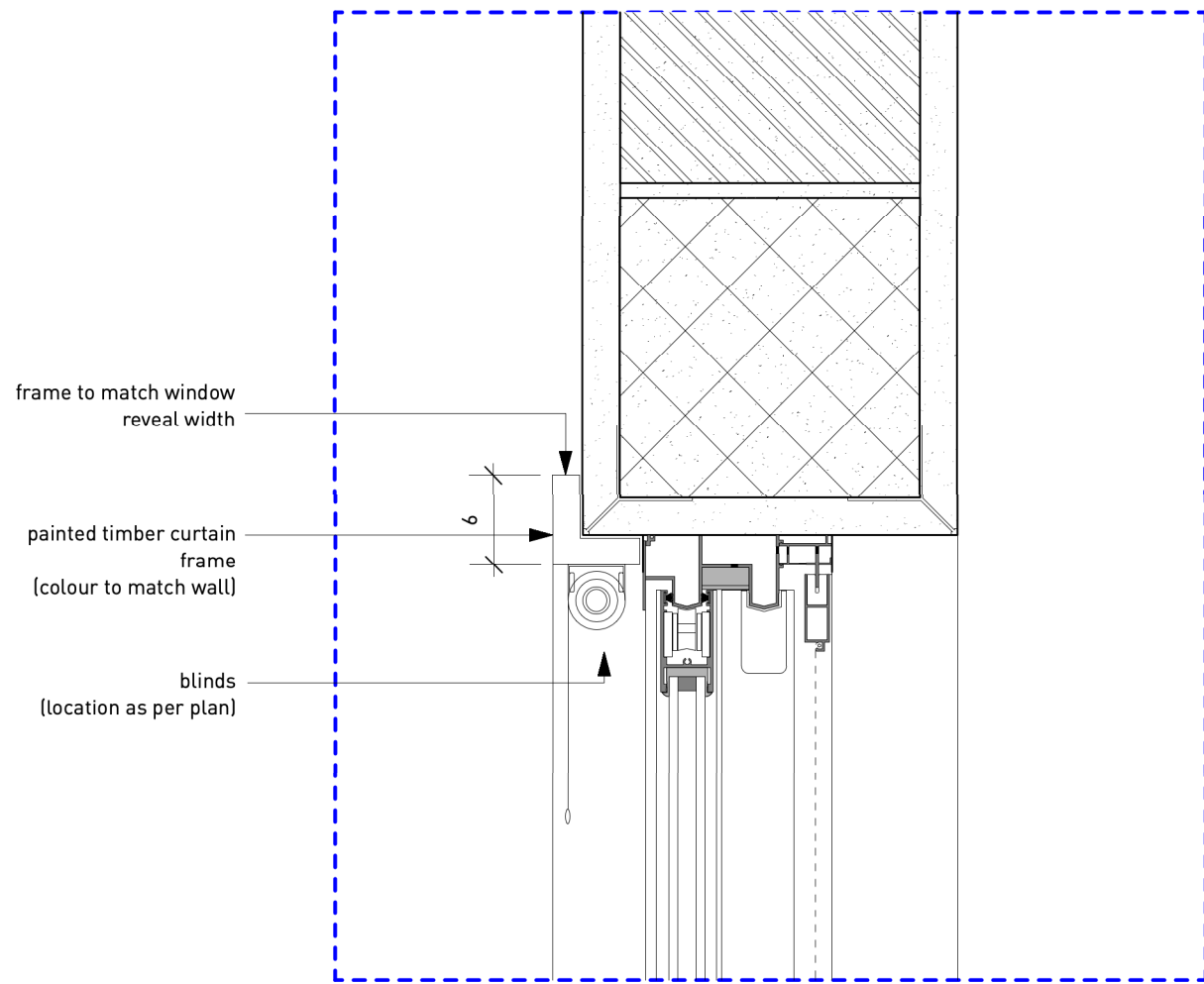
All dimensions are from structure to structure unless indicated otherwise. Elements of services indicated for coordination purposes. For full services layouts refer to Services Engineers drawings. Elements of structure indicated for coordination purposes. For full structure layouts refer to Structural Engineers drawings. Do not scale directly from drawing. All dimension to be checked on site prior to construction or fabrication of any elements. Any discrepancies between figured dimensions to be reported to architect for clarification prior to commencing work.

Revision:
Date:
Principal changes include:

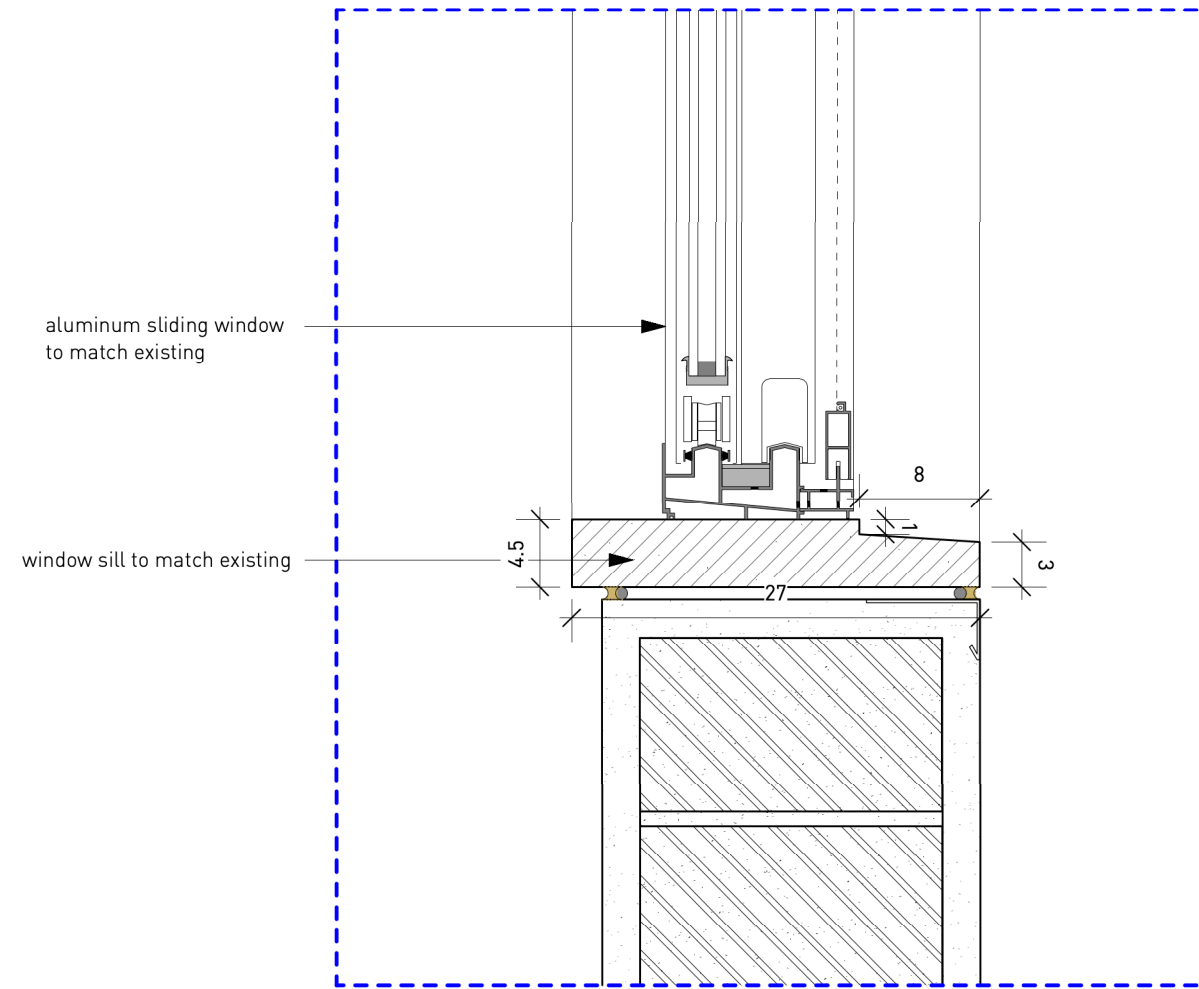
Project	MoL Nursery
Title	Window 01
Scale	1:20 at A3
Date	April, 2022
Status	Tender
Number	042/T/651
Revision	-

All dimensions are from structure to structure unless indicated otherwise. Elements of services indicated for coordination purposes. For full services layouts refer to Services Engineers drawings. Elements of structure indicated for coordination purposes. For full structure layouts refer to Structural Engineers drawings. Do not scale directly from drawing. All dimension to be checked on site prior to construction or fabrication of any elements. Any discrepancies between figured dimensions to be reported to architect for clarification prior to commencing work.

Revision:
Date:
Principal changes include:




01 Detail
Scale: 1:5



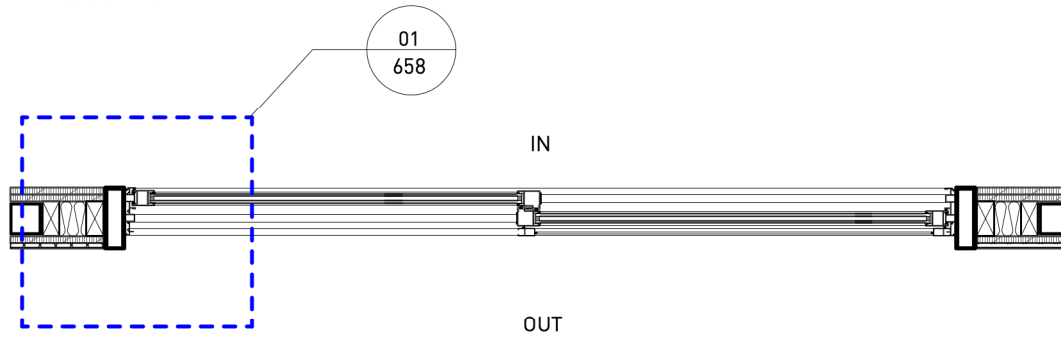
02 Detail
Scale: 1:5

Project MoL Nursery
Title Window 01 details
Scale 1:5 at A3
Date April, 2022
Status Tender
Number 042/T/652
Revision -

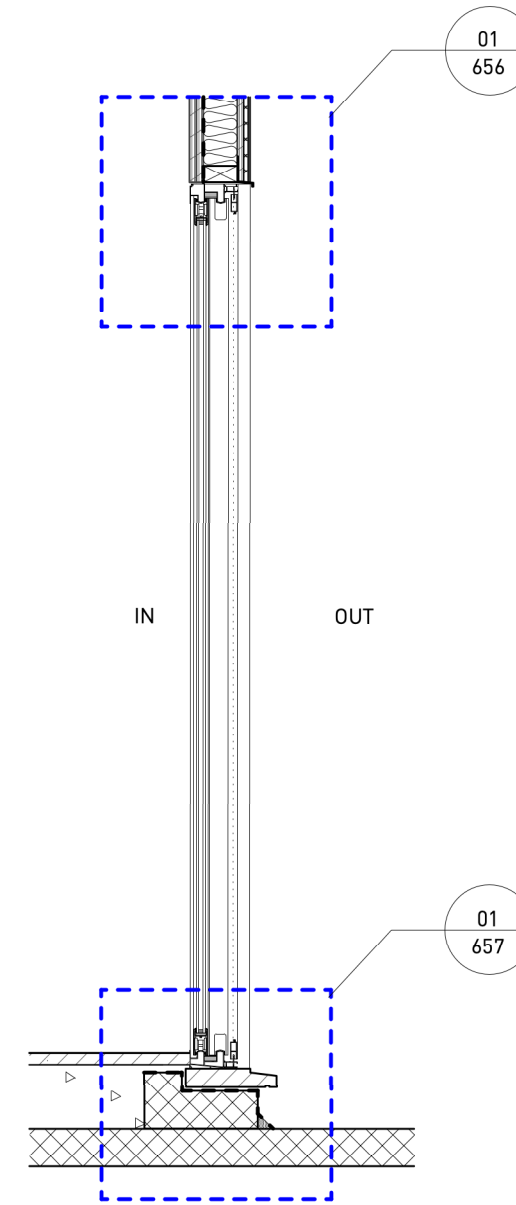
NB
Exact dimensions to be measured on site.



1 Window (W02, W03) Elevation
Scale: 1:20



2 Window (W02, W03) Plan
Scale: 1:20



3 Window (W02, W03) Section
Scale: 1:20

All dimensions are from structure to structure unless indicated otherwise. Elements of services indicated for coordination purposes. For full services layouts refer to Services Engineers drawings. Elements of structure indicated for coordination purposes. For full structure layouts refer to Structural Engineers drawings. Do not scale directly from drawing. All dimension to be checked on site prior to construction or fabrication of any elements. Any discrepancies between figured dimensions to be reported to architect for clarification prior to commencing work.

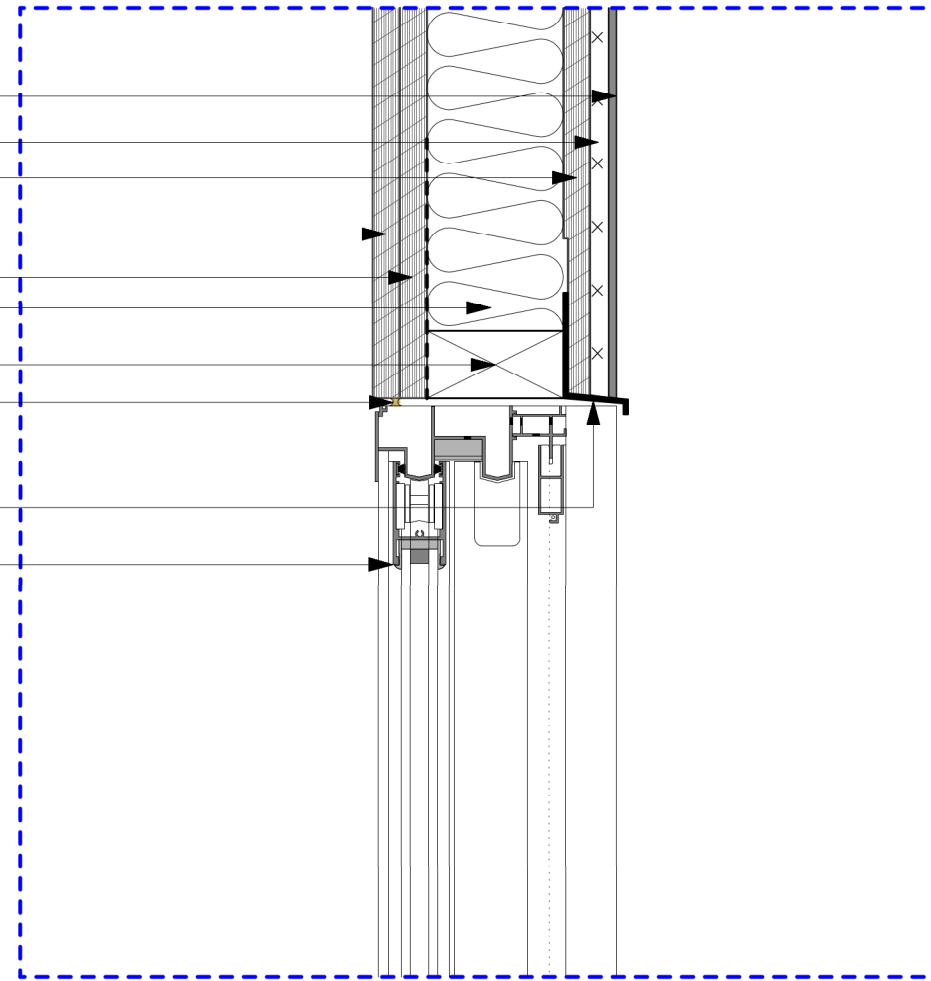
Revision:
Date:
Principal changes include:

Project	MoL Nursery
Title	Window 02, 03 typical
Scale	1:20 at A3
Date	April, 2022
Status	Tender
Number	042/T/655
Revision	-

All dimensions are from structure to structure unless indicated otherwise. Elements of services indicated for coordination purposes. For full services layouts refer to Services Engineers drawings. Elements of structure indicated for coordination purposes. For full structure layouts refer to Structural Engineers drawings. Do not scale directly from drawing. All dimension to be checked on site prior to construction or fabrication of any elements. Any discrepancies between figured dimensions to be reported to architect for clarification prior to commencing work.

Revision:
Date:
Principal changes include:

- render systems by creative concrete (colour to approval)
- 12mm cement board
- 18mm WBP plywood
- 18mm board (specs tbc) on split battens
- 18mm WBP plywood
- rock wool thermal insulation
- SW sub frame
- silicon joint
- bespoke 2mm aluminium drip
- aluminium sliding window

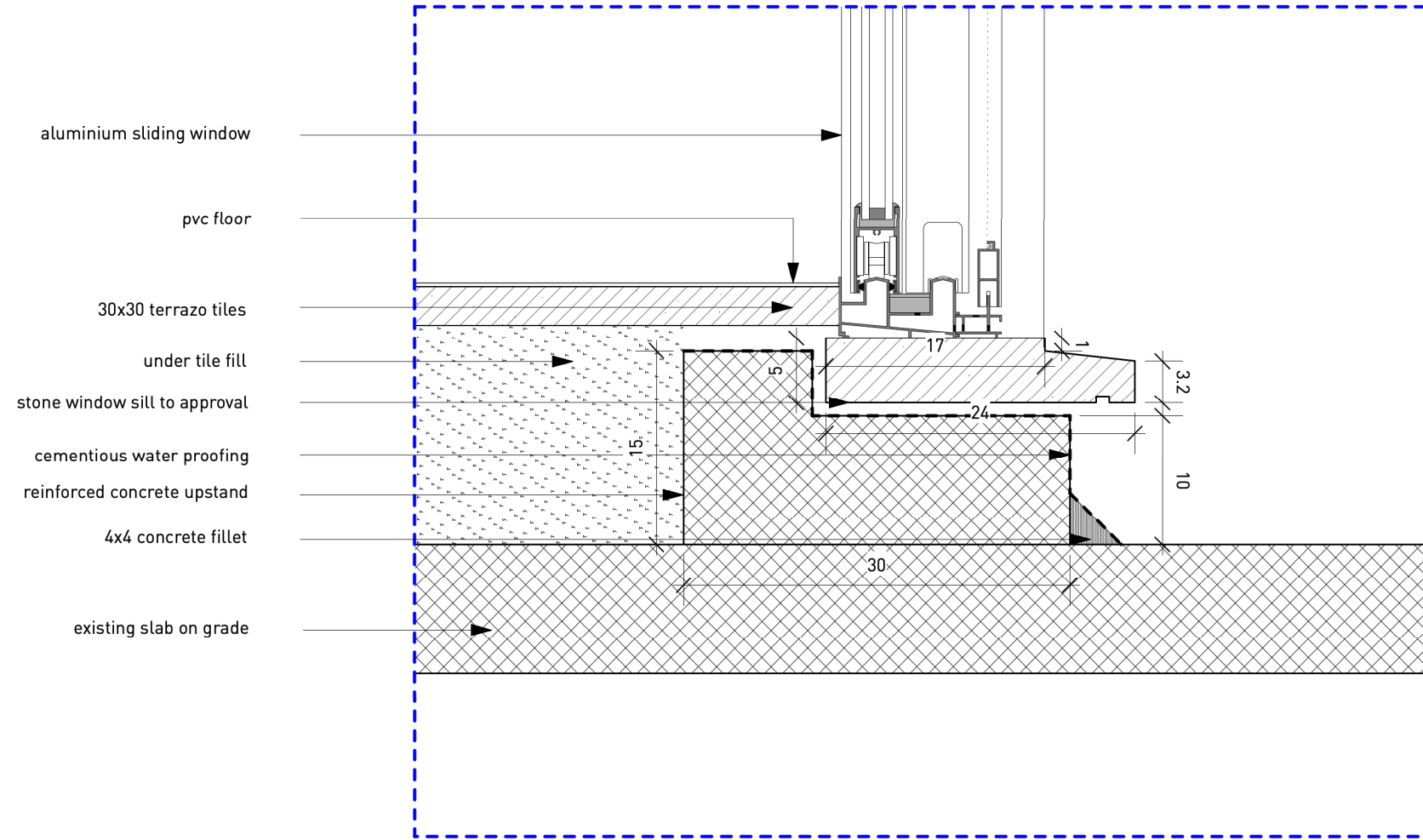


01 Detail
Scale: 1:5

Project	MoL Nursery
Title	Window 02, 03 typical detail
Scale	1:5 at A3
Date	April, 2022
Status	Tender
Number	042/T/656
Revision	-

All dimensions are from structure to structure unless indicated otherwise. Elements of services indicated for coordination purposes. For full services layouts refer to Services Engineers drawings. Elements of structure indicated for coordination purposes. For full structure layouts refer to Structural Engineers drawings. Do not scale directly from drawing. All dimension to be checked on site prior to construction or fabrication of any elements. Any discrepancies between figured dimensions to be reported to architect for clarification prior to commencing work.

Revision:
Date:
Principal changes include:

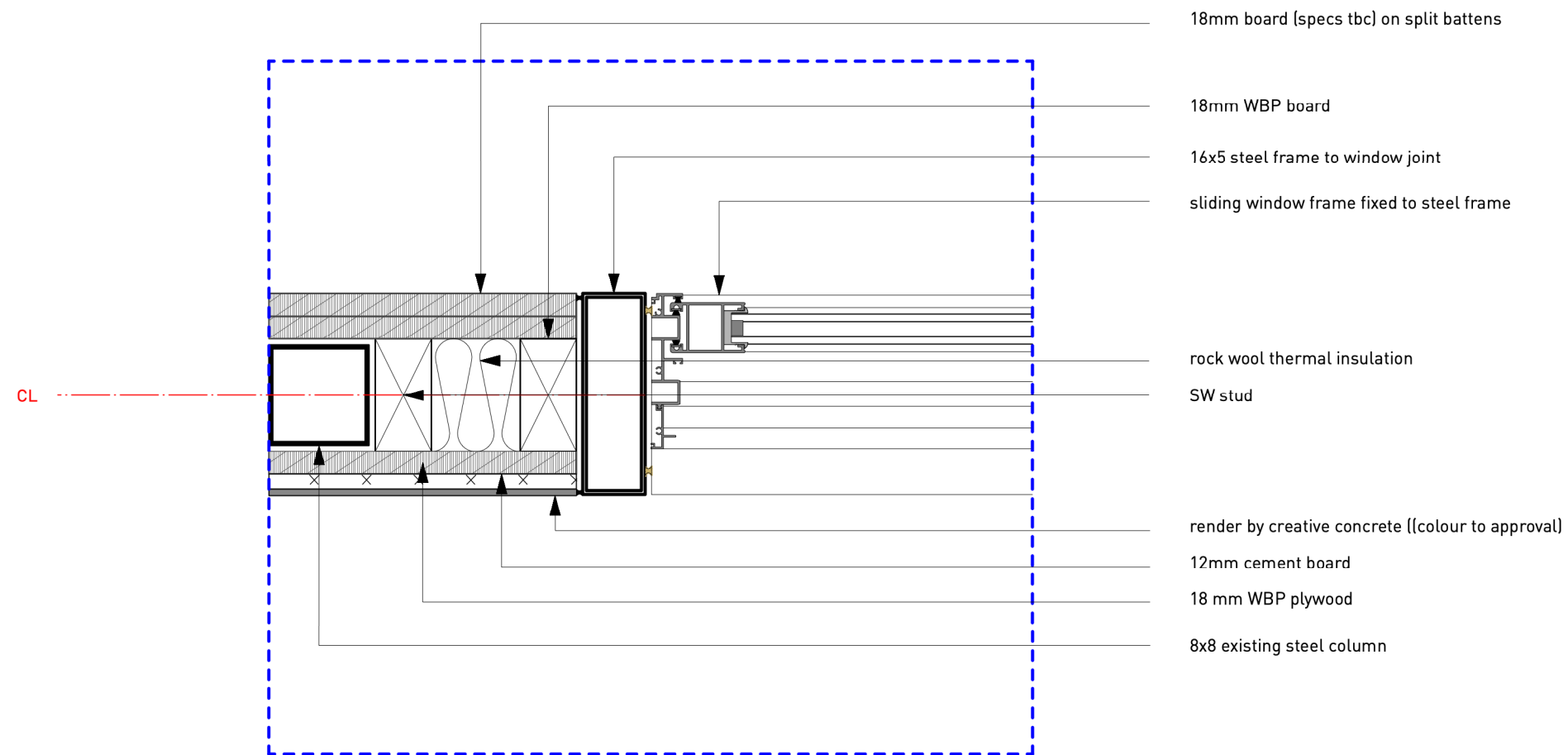


01 Detail
Scale: 1:5

Project MoL Nursery
Title Window 02, 03 typical detail
Scale 1:5 at A3
Date April, 2022
Status Tender
Number 042/T/657
Revision -

All dimensions are from structure to structure unless indicated otherwise. Elements of services indicated for coordination purposes. For full services layouts refer to Services Engineers drawings. Elements of structure indicated for coordination purposes. For full structure layouts refer to Structural Engineers drawings. Do not scale directly from drawing. All dimension to be checked on site prior to construction or fabrication of any elements. Any discrepancies between figured dimensions to be reported to architect for clarification prior to commencing work.

Revision:
Date:
Principal changes include:






01 Detail
Scale: 1:5

Project MoL Nursery
Title Window 02, 03 typical detail
Scale 1:5 at A3
Date April, 2022
Status Tender
Number 042/T/658
Revision -

All dimensions are from structure to structure unless indicated otherwise. Elements of services indicated for coordination purposes. For full services layouts refer to Services Engineers drawings. Elements of structure indicated for coordination purposes. For full structure layouts refer to Structural Engineers drawings. Do not scale directly from drawing. All dimension to be checked on site prior to construction or fabrication of any elements. Any discrepancies between figured dimensions to be reported to architect for clarification prior to commencing work.

Revision:
Date:
Principal changes include:

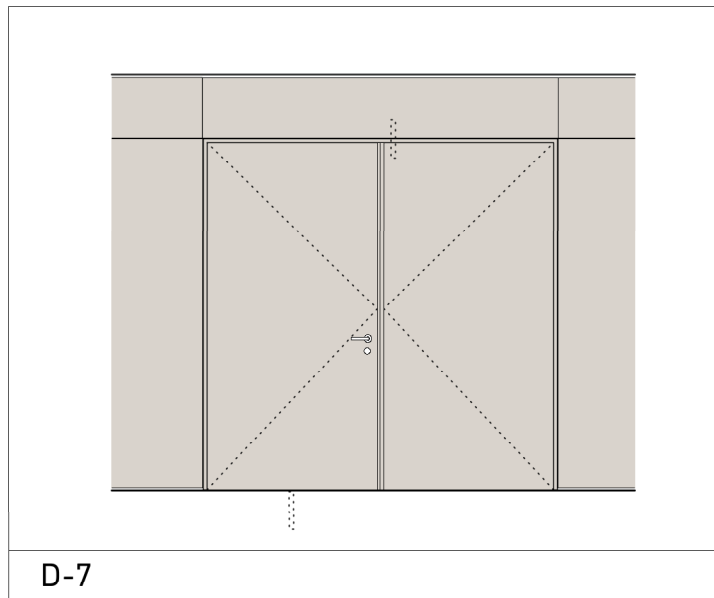
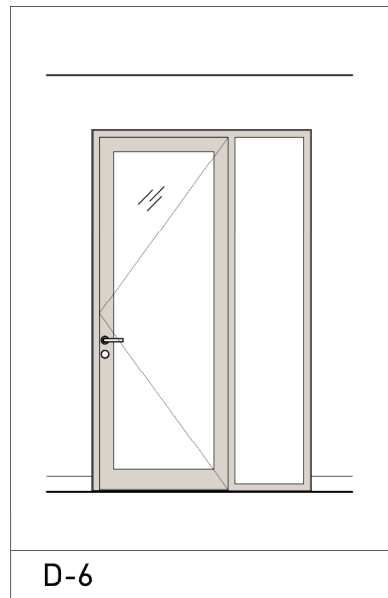

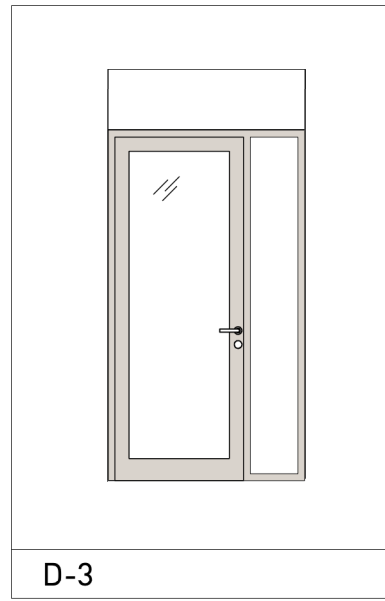
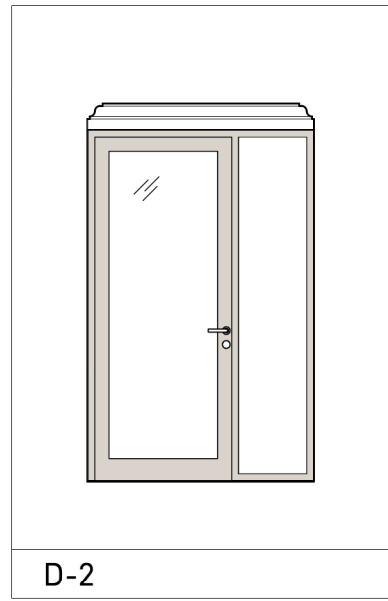
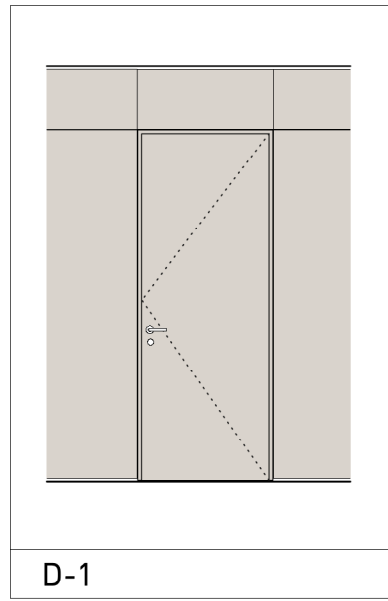


Ref-code	Room Tag and Name	Description	Height (cm)	Width (cm)	Count
W-1	Room 04 - Classroom 0-1	Sliding Aluminium Window	175	150	1
W-2	Room 06 - Classroom 2-3	Sliding Aluminium Window	230	220	3
W-3	Room 07 - Classroom 3-4	Sliding Aluminium Window	230	280	1

Project MoL Nursery
Title Windows Schedule
Scale 1:50 at A3
Date April, 2022
Status Tender
Number 042/T/801
Revision -

All dimensions are from structure to structure unless indicated otherwise. Elements of services indicated for coordination purposes. For full services layouts refer to Services Engineers drawings. Elements of structure indicated for coordination purposes. For full structure layouts refer to Structural Engineers drawings. Do not scale directly from drawing. All dimension to be checked on site prior to construction or fabrication of any elements. Any discrepancies between figured dimensions to be reported to architect for clarification prior to commencing work.

Revision:
Date:
Principal changes include:



Ref-code	Type	Description	Finished Opening Height (cm)	Finished Opening Width (cm)	Count
D-1	Single leaf	First grade Pine Door	235.8	95	1
D-2	Single leaf with fixed glass panel	First grade Pine Door	233	150	1
D-3	Single leaf with fixed glass panel	First grade Pine Door	233	131	2
D-4	Single leaf with fixed glass panel	First grade Pine Door	240	145	1
D-5	Single leaf with fixed glass panel	First grade Pine Door	240	145	1
D-6	Single leaf with fixed glass panel	Accoya Door	240	145	1
D-7	Double leaf	First grade Pine Door	235.8	240	1










Project MoL Nursery
Title Doors Schedule
Scale 1:50 at A3
Date April, 2022
Status Tender
Number 042/T/802
Revision -

All dimensions are from structure to structure unless indicated otherwise. Elements of services indicated for coordination purposes. For full services layouts refer to Services Engineers drawings. Elements of structure indicated for coordination purposes. For full structure layouts refer to Structural Engineers drawings. Do not scale directly from drawing. All dimension to be checked on site prior to construction or fabrication of any elements. Any discrepancies between figured dimensions to be reported to architect for clarification prior to commencing work.

Revision:
Date:
Principal changes include:

Joinery Schedule									
Item	Specifications	Dimensions (height x width x depth) cm	Room Tag	Ref. Drawing	Elevation Ref.	Quantity	Unit	Rate	Amount
								JD/Fils	JD/Fils
C-2	Napping beds storage with front doors	271x70x66	Room 01	042/TD/501	01 C	1	unit		
C-3	Kitchenette (open shelves)	120x180x30	Room 02	042/TD/502	02 A	1	unit		
C-3	Fridge and freezer cabinet with front doors	271x60x60	Room 02	042/TD/502	02 A	1	unit		
C-2	Desk Top	72x197x70	Room 02	042/TD/502	02 B	1	unit		
C-2	Desk Area (open shelves + 1 door)	122x197x35	Room 02	042/TD/502	02 B	1	unit		
C-1	Teachers and Kids Cupboards (open shelves)	230.5x 306.5x40	Room 04	042/TD/504	04 A	1	unit		
C-4	Teachers and Kids Cupboards (open shelves)	230.5x311.5x38.2	Room 05	042/TD/505	05 C	1	unit		
C-5	Teachers and Kids Cupboards (open shelves)	238x195x28.5	Room 05	042/TD/505	05 D	1	unit		
C-8	Teachers and Kids Cupboards (open shelves)	230.5x184.4x43.2	Room 06	042/TD/506	06 B	1	unit		
C-6	Teachers and Kids Cupboards (open shelves)	230.5x284.5x27.9	Room 06	042/TD/506	06 D	1	unit		
C-7	Teachers and Kids Cupboards (open shelves)	230.5x354.2x43.4	Room 07	042/TD/507	07 D	1	unit		
						Total to Summary		JD	
NOTE	General Specifications: Unless noted, all cupboards are 18mm first grade WBP birch faced plywood (minimum 13no. plies). Workshop drawings required to approval, dimensions are approximate.								

Project MoL Nursery
Title Joinery Schedule
Scale NTS at A3
Date April, 2022
Status Tender
Number 042/T/803
Revision -

Furniture Schedule										
Item	Specifications	Dimensions (height x width x depth) cm	Room Tag	Manufacturer	Ref. Pic	Notes/Specifications	Quantity	Unit	Rate	Amount
									JD/Fils	JD/Fils
Unit 01	Kids Sensory Table		04,05,06,07	Ikea		Sanding/finishing required	3	unit	75	225
Unit 02	Desk Chair		Room 02	Ikea		Grey	1	unit	69	69
Unit 03	Changing Table	87x53x72	Room 03	Ikea		Sanding/finishing required	1	unit	25	25
Unit 04	Changing Table pad		Room 03	Ikea			1	unit	10.5	10.5
Unit 05	Storage baskets	23x42x30	04,05,06,07	Ikea		Yellow/white	48	unit	3	144
Unit 06	Rug		01,04,05,06,07	Ikea		Shapes as per link	6	unit	44	264
Unit 07	Arm Chair for mothers		Room 04	Ikea		Frame/Fabric	1	unit	130	130
Unit 08	Small coffee table		Room 04	Ikea			1	unit	13	13
Unit 09	Low toys storage units	52x93x44	05,06,07	Ikea		Sanding/finishing required	5	unit	77	385
Unit 10	Baby cots	80x124x66	Room 04	Ikea			6	unit	59	354
Unit 11	High chairs		04,05,06,07	Ikea			4	unit	148	592
Unit 12	Easel		05,06,07	Ikea			3	unit	39	117
Unit 13	Floor pads		Room 01	Ikea			5	unit	9	45
Unit 14	Stools		04,05,06,07	Ikea		Sanding/finishing required	8	unit	25	200
Unit 15	Legs for storage units		03,05,06,07	Ikea			5	unit	5	25
Note	All furniture requiring sanding to be finished with 2 top coats with TDS natural water based sealer, surfaces to be sanded between coats, 25% gloss.									
							Total		JD	2598.5





All dimensions are from structure to structure unless indicated otherwise. Elements of services indicated for coordination purposes. For full services layouts refer to Services Engineers drawings. Elements of structure indicated for coordination purposes. For full structure layouts refer to Structural Engineers drawings. Do not scale directly from drawing. All dimension to be checked on site prior to construction or fabrication of any elements. Any discrepancies between figured dimensions to be reported to architect for clarification prior to commencing work.

Revision:
Date: May, 2022
Principal changes include: Prices included













Project MoL Nursery
Title Furniture Schedule
Scale NTS at A3
Date April, 2022
Status Tender
Number 042/TD/804
Revision A

All dimensions are from structure to structure unless indicated otherwise. Elements of services indicated for coordination purposes. For full services layouts refer to Services Engineers drawings. Elements of structure indicated for coordination purposes. For full structure layouts refer to Structural Engineers drawings. Do not scale directly from drawing. All dimension to be checked on site prior to construction or fabrication of any elements. Any discrepancies between figured dimensions to be reported to architect for clarification prior to commencing work.

Revision:
Date: May, 2022
Principal changes include: Prices included

Furniture Schedule										
Item	Specifications	Dimensions (height x width x depth) cm	Room Tag	Manufacturer		Notes/Specifications	Quantity	Unit	Rate	Amount
									JD/Fils	JD/Fils
Unit 01	Kids Chairs	30x30x35	04,05,06,07	Manhal		Blue+ Red+Yellow	30	unit	42.026	1260.78
Unit 02	Kids Tables	120x60x53	04,05,06,07	Manhal		Red + Yellow	8	unit	77.586	620.688
Unit 03	Plant Pots		Courtyard				5	unit	70	350
Unit 04	Monkey Bars	300x60x150	Playground	Bespoke			1	unit	1500	1500
Unit 05	Climbing Frame	400x120x210	Playground	Bespoke			1	unit	1500	1500
Note	All furniture requiring sanding to be finished with 2 top coats with TDS natural water based sealer, surfaces to be sanded between coats, 25% gloss.									
							Total		JD	5231.5

Project MoL Nursery
Title Furniture Schedule
Scale NTS at A3
Date April, 2022
Status Tender
Number 042/TD/805
Revision A

Sanitary Ware Schedule									
Item	Specifications	Room Tag	Manufacturer	Ref. Pic	Notes/Specifications	Quantity	Unit	Rate	Amount
								JD/Fils	JD/Fils
Unit 01	Toilet seat	Room 03	Nabulsi & Amad		RAK-LENA CHILDApine white	2	unit	175	350
Unit 02	Water spray	Room 03	Nabulsi & Amad			2	unit	11.5	23
Unit 03	Valve	Room 03	Nabulsi & Amad			2	unit	3.9	7.8
Unit 04	Wash basin	03,04,05,06,07	Nabulsi & Amad		RAK-LENA CHILDApine white 38cm	6	unit	32	192
Unit 05	Basin Mixer	03,04,05,06,07	Nabulsi & Amad			6	unit	26	156
Unit 06	Bottle Trap	03,04,05,06,07	Nabulsi & Amad			6	unit	12	72
Unit 07	Valve	03,04,05,06,07	Nabulsi & Amad			12	unit	3.9	46.8
Unit 08	Shower head	Room 03	Nabulsi & Amad			1	unit	115	115
Unit 09	Shower Mixer	Room 03	Nabulsi & Amad			1	unit	38	38
Kitchen Appliances Schedule									
Unit 01	Sink	Room 02	Jbarco		Solis 400-U	1	unit	120	120
Unit 02	Mixer	Room 02	Jbarco		Jandora	1	unit	140	140
Unit 03	Fridge & Freezer	Room 02	-			1	unit	900	900
						Total			2160.6

All dimensions are from structure to structure unless indicated otherwise. Elements of services indicated for coordination purposes. For full services layouts refer to Services Engineers drawings. Elements of structure indicated for coordination purposes. For full structure layouts refer to Structural Engineers drawings. Do not scale directly from drawing. All dimension to be checked on site prior to construction or fabrication of any elements. Any discrepancies between figured dimensions to be reported to architect for clarification prior to commencing work.

Revision:
Date: May, 2022
Principal changes include: Prices included

Project MoL Nursery
Title Sanitary Ware Schedule
Scale NTS at A3
Date April, 2022
Status Tender
Number 042/TD/806
Revision A